



Oath of Authenticity

STATE OF WASHINGTON)
) ss.
COUNTY OF WHATCOM)

I solemnly swear that the unofficial returns and supporting documentation of the General Election held on November 2, 2021, in Whatcom County, State of Washington, are true and correct.

Diana Bradrick
Diana Bradrick, County Auditor

Subscribed and sworn before me this 23rd day of November 2021.

Rud Browne
Rud Browne, County Council Member, County Legislative Authority (witness)

Royce Buckingham
Royce Buckingham, County Civil Deputy Prosecuting Attorney (witness)

Certification of the Canvassing Board

STATE OF WASHINGTON)
) ss.
COUNTY OF WHATCOM)

The undersigned officers designated by law as constituting the Canvassing Board for the County of Whatcom, State of Washington, hereby certify that this is a full, true, and correct copy of the Abstract of Votes including the number of registered eligible voters, cumulative results, precinct results, and report of votes cast at the General Election held on November 2, 2021, in Whatcom County, State of Washington

Witness our hands and official seal this 23rd day of November 2021.

Diana Bradrick
Diana Bradrick, County Auditor

Rud Browne
Rud Browne, County Council Member, County Legislative Authority

Royce Buckingham
Royce Buckingham, County Civil Deputy Prosecuting Attorney



Whatcom County Auditor

Reconciliation Form

General information

County name: Whatcom
 Election date: 11/2/2021

Registered voters eligible to participate

Active registered voters: 157,062
 Inactive registered voters: 10,735

Category Reconciliation (detailed accounting of ballots)

	Issued (number of voters issued ballots)	Credited voters in VoteWA (envelopes containing ballots)	Ballots Accepted (Counted / Tabulated)	Ballots not counted		Discrepancy (If zero, category balances)
				Ballots forwarded to other counties	Ballots Rejected	
UOCAVA	3,031	182	181	N/A	1	0
Federal write-in	N/A	0	0	N/A	0	0
Provisional	0	0	0	0	0	0
DREs	0	0	0	N/A	0	0
All voters not reported in above categories	160,931	77,412	76,695	0	717	0
Total for all voter categories	163,962	77,594	76,876	0	718	0

Summary

Reconciliation

Overall Ballot Reconciliation

Ballots Received	77,594
Ballots Accepted	76,876
Ballots Not Counted	718
Discrepancy	0

Voters credited to ballots counted

Credited voters in VoteWA	76,855
Credited envelopes without ballots	(2)
Voters not credited in VoteWA (examples: FWAB or ACP)	23
Total valid ballots	76,876
Discrepancy	0

Additional Information

Replacement Ballots

Requested	3,369
Issued	3,369
Returned	1,753
Counted	1,721
Rejected	32

Return method

Email	120
Fax	1
Deposited at staffed, unstaffed deposit sites and voting centers	54,476
Non-UOCAVA returned by Fax or Email	0

Generation method

VoteWA	3,008
Other online programs	0
PDF originating from county	0
Non-UOCAVA ballots issued electronically	0

AVU

Estimated number of paper ballots printed by AVU	2
--	---

Category discrepancy explanation

VoteWA discrepancy explanation

Report prepared by: Amy Grasher

Date: November 23, 2021

Contact number: 360-778-5133

Reconciliation Form

Data entry

General information

County name	Whatcom
Election date	11/2/2021

Registered voters eligible to participate

Number of ACTIVE registered voters	157,062
Number of INACTIVE registered voters	10,735
Total registered voters eligible to participate	167,797

VoteWA

How many voters were credited in VoteWA?	76,855
How many envelopes without ballots were credited, including ballots of other elections?	2
How many valid voters were NOT credited in VoteWA (ACP, FWAB)?	23
Adjusted number of valid voters	76,876

Ballots issued

What was the total number of ballots issued?	163,962
Of the total number above, how many UOCAVA ballots were issued?	3,031
Of the total number above, how many provisional ballots were issued?	-
Of the total number above, how many DRE ballots were issued?	-

Voted ballots received

How many voted ballots (in total) did you receive?	77,594
Of the number above, how many UOCAVA ballots did you receive?	182
Of the number above, how many Federal write-in ballots did you receive?	-
Of the number above, how many provisional ballots did you receive?	-
Of the number above, how DRE ballots were cast?	-

Ballots Accepted

How many ballots (in total) were counted/tabulated?	76,876
Of the number above, how many UOCAVA ballots were counted/tabulated?	181
Of the number above, how many Federal Write-in ballots were counted/tabulated?	-
Of the number above, how many provisional ballots were counted/tabulated?	-
Of the number above, how many DRE ballots were counted/tabulated?	-

Ballots NOT Counted/Tabulated

Forwarded ballots

Total ballots forwarded to other counties?

-

Of the total number above, how many of the forwarded ballots were provisional ballots?

-

Of the total number above, how many of the forwarded ballots were late transfer?

-

Rejected ballots

Total ballots rejected

718

Of the total above, how many were rejected because of a missing signature?

65

Of the total above, how many were rejected because of the signature didn't match?

277

Of the total above, how many were rejected because of the ballot was Postmarked too late?

365

Of the total above, how many were rejected because they were returned electronically and no hardcopy was received?

-

Of the total above, how many were rejected other reasons?

11

Total UOCAVA ballots rejected

1

Of the total above, how many were rejected because of a missing signature?

-

Of the total above, how many were rejected because of the signature didn't match?

1

Of the total above, how many were rejected because of the ballot was Postmarked too late?

-

Of the total above, how many were rejected other reasons?

-

Total Federal Write-in Absentee ballots rejected

-

Of the total above, how many were rejected because of a missing signature?

-

Of the total above, how many were rejected because of the signature didn't match?

-

Of the total above, how many were rejected because of the ballot was Postmarked too late?

-

Of the total above, how many were rejected other reasons?

-

Total provisional ballots rejected

-

Of the total above, how many were rejected because of a missing signature?

-

Of the total above, how many were rejected because of the signature didn't match?

-

Of the total above, how many were rejected because of the ballot was Postmarked too late?

-

Of the total above, how many were rejected other reasons?

-

Total DRE ballots rejected

-

Additional Information

Replacement Ballots

How many replacement ballots were requested?	3,369
How many replacement ballots were issued?	3,369
How many replacement ballots were received?	1,753
How many replacement ballots were counted?	1,721
How many replacement ballots were rejected?	32

Ballot generation method

How many ballots were generated through VoteWA?	3,008
How many ballots were generated through other online programs?	-
How many ballots were generated through a PDF originating from the county?	-
How many non-UOCAVA ballots were issued by email, fax, or online program?	-

Ballots returned

In total, how many ballots were returned by E-mail?	120
In total, how many ballots were returned by fax?	1
How many non-UOCAVA ballots were returned by E-Mail or fax?	-
How many ballots were deposited at staffed or unstaffed deposit sites and voting centers?	54,476

AVU

Please provide an estimate of the number of paper ballots printed by AVU	2
--	---

Signature

Report prepared by

Amy Grasher

Date

11/23/21

Contact number

360-778-5133

Completing this form fulfils the requirements in RCW 29A.60.235 and 2011 c 10 s 62

Rev 2.4 (08/13/2019)

Statement of Votes Cast by Geography
 Whatcom County, Washington; General Election November 2, 2021
 All Precincts, All Districts, All ScanStations, All Contests, All Boxes
 Total Ballots Cast: 76876, Registered Voters: 157062, Overall Turnout: 48.95%

Choice	Votes	Vote %
--------	-------	--------

All Precincts

Advisory Vote No. 36 (Vote for 1)

76876 ballots (4 over voted ballots, 4 overvotes, 3487 undervotes), 157062 registered voters, turnout 48.95%

Repealed	37885	51.62%
Maintained	35500	48.38%
Total	73385	100.00%
Overvotes	4	
Undervotes	3487	

Advisory Vote No. 37 (Vote for 1)

76876 ballots (8 over voted ballots, 8 overvotes, 3164 undervotes), 157062 registered voters, turnout 48.95%

Repealed	41621	56.47%
Maintained	32083	43.53%
Total	73704	100.00%
Overvotes	8	
Undervotes	3164	

Advisory Vote No. 38 (Vote for 1)

76876 ballots (2 over voted ballots, 2 overvotes, 5195 undervotes), 157062 registered voters, turnout 48.95%

Repealed	38924	54.30%
Maintained	32755	45.70%
Total	71679	100.00%
Overvotes	2	
Undervotes	5195	

WC Proposition 2021-13 Charter Amendment (Vote for 1)

76876 ballots (5 over voted ballots, 5 overvotes, 6054 undervotes), 157062 registered voters, turnout 48.95%

Yes	38612	54.52%
No	32205	45.48%
Total	70817	100.00%
Overvotes	5	
Undervotes	6054	

County Council District 1 (Vote for 1)

14314 ballots (6 over voted ballots, 6 overvotes, 1658 undervotes), 28706 registered voters, turnout 49.86%

Kaylee Galloway	7062	55.83%
Eddy Ury	5419	42.84%
Write-in	169	1.34%
Total	12650	100.00%
Overvotes	6	
Undervotes	1658	

County Council District 2 (Vote for 1)

15123 ballots (1 over voted ballots, 1 overvotes, 1375 undervotes), 30814 registered voters, turnout 49.08%

Todd Donovan	10655	77.51%
Kelley O'Connor	1243	9.04%
Write-in	1849	13.45%
Total	13747	100.00%
Overvotes	1	
Undervotes	1375	

County Council District 3 (Vote for 1)

15829 ballots (0 over voted ballots, 0 overvotes, 520 undervotes), 31534 registered voters, turnout 50.20%

Tyler Byrd	8138	53.16%
Rebecca Lewis	7125	46.54%
Write-in	46	0.30%
Total	15309	100.00%
Overvotes	0	
Undervotes	520	

Statement of Votes Cast by Geography
Whatcom County, Washington; General Election November 2, 2021
All Precincts, All Districts, All ScanStations, All Contests, All Boxes
Total Ballots Cast: 76876, Registered Voters: 157062, Overall Turnout: 48.95%

Page: 2 of 17
2021-11-23
09:54:09

Choice	Votes	Vote %
--------	-------	--------

County Council At-Large Position A (Vote for 1)

76876 ballots (16 over voted ballots, 16 overvotes, 3195 undervotes), 157062 registered voters, turnout 48.95%

Barry Buchanan	39877	54.13%
Kamal Bhachu	33413	45.36%
Write-in	375	0.51%
Total	73665	100.00%
Overvotes	16	
Undervotes	3195	

Port of Bellingham Commissioner District 1 (Vote for 1)

76876 ballots (6 over voted ballots, 6 overvotes, 4549 undervotes), 157062 registered voters, turnout 48.95%

Michael Shepard	40832	56.46%
John Huntley	31346	43.34%
Write-in	143	0.20%
Total	72321	100.00%
Overvotes	6	
Undervotes	4549	

Port of Bellingham Commissioner District 2 (Vote for 1)

76876 ballots (6 over voted ballots, 6 overvotes, 4156 undervotes), 157062 registered voters, turnout 48.95%

Ken Bell	39141	53.83%
Kelly Krieger	32820	45.14%
Write-in	753	1.04%
Total	72714	100.00%
Overvotes	6	
Undervotes	4156	

City of Bellingham Proposition 2021-16 (Vote for 1)

30018 ballots (1 over voted ballots, 1 overvotes, 1642 undervotes), 61148 registered voters, turnout 49.09%

Yes	16048	56.56%
No	12327	43.44%
Total	28375	100.00%
Overvotes	1	
Undervotes	1642	

City of Bellingham Proposition 2021-17 (Vote for 1)

30018 ballots (0 over voted ballots, 0 overvotes, 1703 undervotes), 61148 registered voters, turnout 49.09%

Yes	15553	54.93%
No	12762	45.07%
Total	28315	100.00%
Overvotes	0	
Undervotes	1703	

City of Bellingham Initiative No. 2021-01 (Vote for 1)

30018 ballots (0 over voted ballots, 0 overvotes, 715 undervotes), 61148 registered voters, turnout 49.09%

Yes	14485	49.43%
No	14818	50.57%
Total	29303	100.00%
Overvotes	0	
Undervotes	715	

City of Bellingham Initiative No. 2021-02 (Vote for 1)

30018 ballots (3 over voted ballots, 3 overvotes, 940 undervotes), 61148 registered voters, turnout 49.09%

Yes	16630	57.20%
No	12445	42.80%
Total	29075	100.00%
Overvotes	3	
Undervotes	940	

Statement of Votes Cast by Geography
 Whatcom County, Washington; General Election November 2, 2021
 All Precincts, All Districts, All ScanStations, All Contests, All Boxes
 Total Ballots Cast: 76876, Registered Voters: 157062, Overall Turnout: 48.95%

Choice	Votes	Vote %
City of Bellingham Initiative No. 2021-03 (Vote for 1)		
30018 ballots (3 over voted ballots, 3 overvotes, 1136 undervotes), 61148 registered voters, turnout 49.09%		
Yes	18237	63.15%
No	10642	36.85%
Total	28879	100.00%
Overvotes	3	
Undervotes	1136	

City of Bellingham Initiative No. 2021-04 (Vote for 1)		
30018 ballots (2 over voted ballots, 2 overvotes, 788 undervotes), 61148 registered voters, turnout 49.09%		
Yes	11912	40.76%
No	17316	59.24%
Total	29228	100.00%
Overvotes	2	
Undervotes	788	

City of Bellingham Municipal Court Judge (Vote for 1)		
30018 ballots (0 over voted ballots, 0 overvotes, 11388 undervotes), 61148 registered voters, turnout 49.09%		
Debra Lev	17827	95.69%
Write-in	803	4.31%
Total	18630	100.00%
Overvotes	0	
Undervotes	11388	

City of Bellingham Council Ward 2 (Vote for 1)		
30018 ballots (1 over voted ballots, 1 overvotes, 8733 undervotes), 61148 registered voters, turnout 49.09%		
Hollie Huthman	20791	97.68%
Write-in	493	2.32%
Total	21284	100.00%
Overvotes	1	
Undervotes	8733	

City of Bellingham Council Ward 4 (Vote for 1)		
30018 ballots (1 over voted ballots, 1 overvotes, 9045 undervotes), 61148 registered voters, turnout 49.09%		
Skip Williams	20667	98.55%
Write-in	305	1.45%
Total	20972	100.00%
Overvotes	1	
Undervotes	9045	

City of Bellingham Council Ward 6 (Vote for 1)		
30018 ballots (4 over voted ballots, 4 overvotes, 3997 undervotes), 61148 registered voters, turnout 49.09%		
Michael Lilliquist	16493	63.39%
Eve Smason-Marcus	9299	35.74%
Write-in	225	0.86%
Total	26017	100.00%
Overvotes	4	
Undervotes	3997	

City of Bellingham Council At-Large (Vote for 1)		
30018 ballots (4 over voted ballots, 4 overvotes, 2818 undervotes), 61148 registered voters, turnout 49.09%		
Kristina Michele Martens	14412	52.99%
Russ Whidbee	12609	46.36%
Write-in	175	0.64%
Total	27196	100.00%
Overvotes	4	
Undervotes	2818	

City of Blaine Council Ward 1 Position 2 (Vote for 1)		
2091 ballots (0 over voted ballots, 0 overvotes, 156 undervotes), 4339 registered voters, turnout 48.19%		
Kerena A. Higgins	1141	58.97%

Statement of Votes Cast by Geography
 Whatcom County, Washington; General Election November 2, 2021
 All Precincts, All Districts, All ScanStations, All Contests, All Boxes
 Total Ballots Cast: 76876, Registered Voters: 157062, Overall Turnout: 48.95%

Choice	Votes	Vote %
J. Calvin Armerding	790	40.83%
Write-in	4	0.21%
Total	1935	100.00%
Overvotes	0	
Undervotes	156	

City of Blaine Council Ward 2 Position 4 (Vote for 1)

2091 ballots (0 over voted ballots, 0 overvotes, 95 undervotes), 4339 registered voters, turnout 48.19%

Rhyan Lopez	1266	63.43%
Colin Hawkins	722	36.17%
Write-in	8	0.40%
Total	1996	100.00%
Overvotes	0	
Undervotes	95	

City of Blaine Council Ward 3 Position 6 (Vote for 1)

2091 ballots (0 over voted ballots, 0 overvotes, 136 undervotes), 4339 registered voters, turnout 48.19%

Barbara M. Sturdivant	932	47.67%
Eric Davidson	1018	52.07%
Write-in	5	0.26%
Total	1955	100.00%
Overvotes	0	
Undervotes	136	

City of Blaine Council At-Large Position 7 (Vote for 1)

2091 ballots (1 over voted ballots, 1 overvotes, 64 undervotes), 4339 registered voters, turnout 48.19%

Mike Hill	1305	64.41%
Sukhwant Gill	716	35.34%
Write-in	5	0.25%
Total	2026	100.00%
Overvotes	1	
Undervotes	64	

City of Everson Mayor (Vote for 1)

737 ballots (0 over voted ballots, 0 overvotes, 192 undervotes), 1633 registered voters, turnout 45.13%

John Perry	497	91.19%
Write-in	48	8.81%
Total	545	100.00%
Overvotes	0	
Undervotes	192	

City of Everson Council Position 1 (Vote for 1)

737 ballots (0 over voted ballots, 0 overvotes, 64 undervotes), 1633 registered voters, turnout 45.13%

Michelle Beck Fox	271	40.27%
Trevon Myhre	400	59.44%
Write-in	2	0.30%
Total	673	100.00%
Overvotes	0	
Undervotes	64	

City of Everson Council Position 2 (Vote for 1)

737 ballots (0 over voted ballots, 0 overvotes, 73 undervotes), 1633 registered voters, turnout 45.13%

Jennifer Lautenbach	542	81.63%
Josh Ordos	115	17.32%
Write-in	7	1.05%
Total	664	100.00%
Overvotes	0	
Undervotes	73	

City of Everson Council Position 3 (Vote for 1)

737 ballots (0 over voted ballots, 0 overvotes, 202 undervotes), 1633 registered voters, turnout 45.13%

Matthew Goering	519	97.01%
-----------------	-----	--------

Statement of Votes Cast by Geography
 Whatcom County, Washington; General Election November 2, 2021
 All Precincts, All Districts, All ScanStations, All Contests, All Boxes
 Total Ballots Cast: 76876, Registered Voters: 157062, Overall Turnout: 48.95%

Choice	Votes	Vote %
Write-in	16	2.99%
Total	535	100.00%
Overvotes	0	
Undervotes	202	

City of Ferndale Proposition 2021-6 (Vote for 1)

4152 ballots (0 over voted ballots, 0 overvotes, 197 undervotes), 9666 registered voters, turnout 42.95%

Yes	2534	64.07%
No	1421	35.93%
Total	3955	100.00%
Overvotes	0	
Undervotes	197	

City of Ferndale Council Position 5 (Vote for 1)

4152 ballots (0 over voted ballots, 0 overvotes, 1163 undervotes), 9666 registered voters, turnout 42.95%

Ryan O'Larey	2908	97.29%
Write-in	81	2.71%
Total	2989	100.00%
Overvotes	0	
Undervotes	1163	

City of Ferndale Council Position 6 (Vote for 1)

4152 ballots (0 over voted ballots, 0 overvotes, 150 undervotes), 9666 registered voters, turnout 42.95%

Kate Bishop	1946	48.63%
Robert J. Pinkley	2052	51.27%
Write-in	4	0.10%
Total	4002	100.00%
Overvotes	0	
Undervotes	150	

City of Ferndale Council Position 7 (Vote for 1)

4152 ballots (0 over voted ballots, 0 overvotes, 131 undervotes), 9666 registered voters, turnout 42.95%

Jon Mutchler	2111	52.50%
Maralise Fegan	1904	47.35%
Write-in	6	0.15%
Total	4021	100.00%
Overvotes	0	
Undervotes	131	

City of Lynden Mayor (Vote for 1)

5671 ballots (0 over voted ballots, 0 overvotes, 1123 undervotes), 10555 registered voters, turnout 53.73%

Scott Korthuis	4435	97.52%
Write-in	113	2.48%
Total	4548	100.00%
Overvotes	0	
Undervotes	1123	

City of Lynden Council Position 5 (Vote for 1)

5671 ballots (0 over voted ballots, 0 overvotes, 264 undervotes), 10555 registered voters, turnout 53.73%

Nick H. Laninga	4037	74.66%
Khush Brar	1362	25.19%
Write-in	8	0.15%
Total	5407	100.00%
Overvotes	0	
Undervotes	264	

City of Lynden Council Position 6 (Vote for 1)

5671 ballots (0 over voted ballots, 0 overvotes, 1708 undervotes), 10555 registered voters, turnout 53.73%

Kyle Strengholt	3885	98.03%
Write-in	78	1.97%

Statement of Votes Cast by Geography
 Whatcom County, Washington; General Election November 2, 2021
 All Precincts, All Districts, All ScanStations, All Contests, All Boxes
 Total Ballots Cast: 76876, Registered Voters: 157062, Overall Turnout: 48.95%

Choice	Votes	Vote %
Total	3963	100.00%
Overvotes	0	
Undervotes	1708	

City of Lynden Council Position 7 (Vote for 1)

5671 ballots (0 over voted ballots, 0 overvotes, 2092 undervotes), 10555 registered voters, turnout 53.73%

Mark Wohlrab	3491	97.54%
Write-in	88	2.46%
Total	3579	100.00%
Overvotes	0	
Undervotes	2092	

City of Nooksack Mayor (Vote for 1)

528 ballots (0 over voted ballots, 0 overvotes, 11 undervotes), 1003 registered voters, turnout 52.64%

Marshall Judy	235	45.45%
Kevin W. Hester	280	54.16%
Write-in	2	0.39%
Total	517	100.00%
Overvotes	0	
Undervotes	11	

City of Nooksack Council Position 1 (Vote for 1)

528 ballots (0 over voted ballots, 0 overvotes, 136 undervotes), 1003 registered voters, turnout 52.64%

Steve Neyens	380	96.94%
Write-in	12	3.06%
Total	392	100.00%
Overvotes	0	
Undervotes	136	

City of Nooksack Council Position 2 (Vote for 1)

528 ballots (0 over voted ballots, 0 overvotes, 153 undervotes), 1003 registered voters, turnout 52.64%

Randy Relethford	358	95.47%
Write-in	17	4.53%
Total	375	100.00%
Overvotes	0	
Undervotes	153	

City of Nooksack Council Position 3 (Vote for 1)

528 ballots (0 over voted ballots, 0 overvotes, 28 undervotes), 1003 registered voters, turnout 52.64%

Dave Finet	226	45.20%
Collin Hester	272	54.40%
Write-in	2	0.40%
Total	500	100.00%
Overvotes	0	
Undervotes	28	

City of Nooksack Council Position 4 (Vote for 1)

528 ballots (0 over voted ballots, 0 overvotes, 62 undervotes), 1003 registered voters, turnout 52.64%

Ryan Steward	285	61.16%
Jayson T. Loreen	179	38.41%
Write-in	2	0.43%
Total	466	100.00%
Overvotes	0	
Undervotes	62	

City of Nooksack Council Position 5 (Vote for 1)

528 ballots (0 over voted ballots, 0 overvotes, 165 undervotes), 1003 registered voters, turnout 52.64%

Michelle Barrett	357	98.35%
Write-in	6	1.65%

Statement of Votes Cast by Geography
 Whatcom County, Washington; General Election November 2, 2021
 All Precincts, All Districts, All ScanStations, All Contests, All Boxes
 Total Ballots Cast: 76876, Registered Voters: 157062, Overall Turnout: 48.95%

Choice	Votes	Vote %
Total	363	100.00%
Overvotes	0	
Undervotes	165	

City of Sumas Mayor (Vote for 1)

423 ballots (0 over voted ballots, 0 overvotes, 84 undervotes), 984 registered voters, turnout 42.99%

Bruce Bosch	322	94.99%
Write-in	17	5.01%
Total	339	100.00%
Overvotes	0	
Undervotes	84	

City of Sumas Council Position 1 (Vote for 1)

423 ballots (0 over voted ballots, 0 overvotes, 18 undervotes), 984 registered voters, turnout 42.99%

Steven J. Brock	122	30.12%
Todd Daniels	279	68.89%
Write-in	4	0.99%
Total	405	100.00%
Overvotes	0	
Undervotes	18	

City of Sumas Council Position 2 (Vote for 1)

423 ballots (0 over voted ballots, 0 overvotes, 88 undervotes), 984 registered voters, turnout 42.99%

Richard D. Postma	322	96.12%
Write-in	13	3.88%
Total	335	100.00%
Overvotes	0	
Undervotes	88	

City of Sumas Council Position 4 (Vote for 1)

423 ballots (0 over voted ballots, 0 overvotes, 75 undervotes), 984 registered voters, turnout 42.99%

Joshua Clawson	344	98.85%
Write-in	4	1.15%
Total	348	100.00%
Overvotes	0	
Undervotes	75	

BSD 501 Director Position 4 (Vote for 1)

38456 ballots (3 over voted ballots, 3 overvotes, 3532 undervotes), 77450 registered voters, turnout 49.65%

Jenn Mason	26580	76.11%
Philip Stockton	8262	23.66%
Write-in	79	0.23%
Total	34921	100.00%
Overvotes	3	
Undervotes	3532	

BSD 501 Director Position 5 (Vote for 1)

38456 ballots (5 over voted ballots, 5 overvotes, 7396 undervotes), 77450 registered voters, turnout 49.65%

Douglas W. Benjamin	26367	84.90%
Jeffrie Ford	4412	14.21%
Write-in	276	0.89%
Total	31055	100.00%
Overvotes	5	
Undervotes	7396	

FSD 502 Director District 4 (Vote for 1)

11217 ballots (0 over voted ballots, 0 overvotes, 865 undervotes), 24711 registered voters, turnout 45.39%

Lee Anne Riddle	4630	44.73%
Steve Childs	5692	54.98%
Write-in	30	0.29%

Statement of Votes Cast by Geography
 Whatcom County, Washington; General Election November 2, 2021
 All Precincts, All Districts, All ScanStations, All Contests, All Boxes
 Total Ballots Cast: 76876, Registered Voters: 157062, Overall Turnout: 48.95%

Choice	Votes	Vote %
Total	10352	100.00%
Overvotes	0	
Undervotes	865	

FSD 502 Director District 5 (Vote for 1)

11217 ballots (0 over voted ballots, 0 overvotes, 1002 undervotes), 24711 registered voters, turnout 45.39%

Andrew McLaurin	4381	42.89%
Peggy Uppiano	5796	56.74%
Write-in	38	0.37%
Total	10215	100.00%
Overvotes	0	
Undervotes	1002	

Blaine SD 503 Director District 3 (Vote for 1)

6891 ballots (0 over voted ballots, 0 overvotes, 710 undervotes), 14222 registered voters, turnout 48.45%

Erika Creydt	3146	50.90%
Bob Feaster	3016	48.79%
Write-in	19	0.31%
Total	6181	100.00%
Overvotes	0	
Undervotes	710	

Blaine SD 503 Director District 5 (Vote for 1)

6891 ballots (0 over voted ballots, 0 overvotes, 762 undervotes), 14222 registered voters, turnout 48.45%

Laura L. McKinney	4975	81.17%
Rocky Butler	1140	18.60%
Write-in	14	0.23%
Total	6129	100.00%
Overvotes	0	
Undervotes	762	

LSD 504 Director Position 4 (Vote for 1)

8034 ballots (0 over voted ballots, 0 overvotes, 347 undervotes), 14850 registered voters, turnout 54.10%

Tonya Hickman	5508	71.65%
Steve Jilk	2172	28.26%
Write-in	7	0.09%
Total	7687	100.00%
Overvotes	0	
Undervotes	347	

LSD 504 Director Position 5 (Vote for 1)

8034 ballots (0 over voted ballots, 0 overvotes, 2735 undervotes), 14850 registered voters, turnout 54.10%

Kelli Kettels	5164	97.45%
Write-in	135	2.55%
Total	5299	100.00%
Overvotes	0	
Undervotes	2735	

MSD 505 Director District 2 (Vote for 1)

3836 ballots (0 over voted ballots, 0 overvotes, 1313 undervotes), 7817 registered voters, turnout 49.07%

Jarrod Karuza	2384	94.49%
Write-in	139	5.51%
Total	2523	100.00%
Overvotes	0	
Undervotes	1313	

MSD 505 Director District 3 (Vote for 1)

3836 ballots (1 over voted ballots, 1 overvotes, 472 undervotes), 7817 registered voters, turnout 49.07%

Emily Norton	1441	42.85%
Steve Corwin	1913	56.88%
Write-in	9	0.27%

Statement of Votes Cast by Geography
 Whatcom County, Washington; General Election November 2, 2021
 All Precincts, All Districts, All ScanStations, All Contests, All Boxes
 Total Ballots Cast: 76876, Registered Voters: 157062, Overall Turnout: 48.95%

Choice	Votes	Vote %
Total	3363	100.00%
Overvotes	1	
Undervotes	472	

NVSD 506 Director District 1 (Vote for 1)

3449 ballots (0 over voted ballots, 0 overvotes, 1013 undervotes), 7122 registered voters, turnout 48.43%

Halli Kimball	2397	98.40%
Write-in	39	1.60%
Total	2436	100.00%
Overvotes	0	
Undervotes	1013	

NVSD 506 Director District 2 (Vote for 1)

3449 ballots (0 over voted ballots, 0 overvotes, 352 undervotes), 7122 registered voters, turnout 48.43%

Christopher O'Day	1392	44.95%
Stephen A. Jones	1684	54.38%
Write-in	21	0.68%
Total	3097	100.00%
Overvotes	0	
Undervotes	352	

MBSD 507 Director District 1 (Vote for 1)

4980 ballots (0 over voted ballots, 0 overvotes, 1861 undervotes), 10853 registered voters, turnout 45.89%

Brian Kelly	3041	97.50%
Write-in	78	2.50%
Total	3119	100.00%
Overvotes	0	
Undervotes	1861	

MBSD 507 Director District 4 (Vote for 1)

4980 ballots (0 over voted ballots, 0 overvotes, 1893 undervotes), 10853 registered voters, turnout 45.89%

Brenna Reaugh	2985	96.70%
Write-in	102	3.30%
Total	3087	100.00%
Overvotes	0	
Undervotes	1893	

Concrete SD 11 Director District 1 (Vote for 1)

13 ballots (0 over voted ballots, 0 overvotes, 7 undervotes), 37 registered voters, turnout 35.14%

Hildi Parker	6	100.00%
Write-in	0	0.00%
Total	6	100.00%
Overvotes	0	
Undervotes	7	

Concrete SD 11 Director District 3 (Vote for 1)

13 ballots (0 over voted ballots, 0 overvotes, 7 undervotes), 37 registered voters, turnout 35.14%

Janet Culver	6	100.00%
Write-in	0	0.00%
Total	6	100.00%
Overvotes	0	
Undervotes	7	

Concrete SD 11 Director District 4, At-Large (Vote for 1)

13 ballots (0 over voted ballots, 0 overvotes, 2 undervotes), 37 registered voters, turnout 35.14%

Ed Bradel	7	63.64%
Paul E Rogge	4	36.36%
Write-in	0	0.00%
Total	11	100.00%
Overvotes	0	
Undervotes	2	

Statement of Votes Cast by Geography
 Whatcom County, Washington; General Election November 2, 2021
 All Precincts, All Districts, All ScanStations, All Contests, All Boxes
 Total Ballots Cast: 76876, Registered Voters: 157062, Overall Turnout: 48.95%

Choice	Votes	Vote %
FD 1 Commissioner Position 1 (Vote for 1)		
3860 ballots (0 over voted ballots, 0 overvotes, 342 undervotes), 7703 registered voters, turnout 50.11%		
Matthew James Thompson	1039	29.53%
Kurt Bruland	2466	70.10%
Write-in	13	0.37%
Total	3518	100.00%
Overvotes	0	
Undervotes	342	
FD 4 Proposition 2021-12 (Vote for 1)		
4083 ballots (0 over voted ballots, 0 overvotes, 151 undervotes), 7319 registered voters, turnout 55.79%		
Approved	1607	40.87%
Rejected	2325	59.13%
Total	3932	100.00%
Overvotes	0	
Undervotes	151	
FD 4 Commissioner Position 1 (Vote for 1)		
4083 ballots (0 over voted ballots, 0 overvotes, 1669 undervotes), 7319 registered voters, turnout 55.79%		
Mark Lann	2351	97.39%
Write-in	63	2.61%
Total	2414	100.00%
Overvotes	0	
Undervotes	1669	
FD 4 Commissioner Position 2 (Vote for 1)		
4083 ballots (0 over voted ballots, 0 overvotes, 1912 undervotes), 7319 registered voters, turnout 55.79%		
Steven Cooley	2108	97.10%
Write-in	63	2.90%
Total	2171	100.00%
Overvotes	0	
Undervotes	1912	
FD 5 Commissioner Position 1 (Vote for 1)		
424 ballots (0 over voted ballots, 0 overvotes, 50 undervotes), 1202 registered voters, turnout 35.27%		
Virginia Lester	370	98.93%
Write-in	4	1.07%
Total	374	100.00%
Overvotes	0	
Undervotes	50	
FD 7 Commissioner Position 1 (Vote for 1)		
8245 ballots (0 over voted ballots, 0 overvotes, 2468 undervotes), 17668 registered voters, turnout 46.67%		
Kendra Cristelli	5654	97.87%
Write-in	123	2.13%
Total	5777	100.00%
Overvotes	0	
Undervotes	2468	
FD 8 Commissioner Position 3 (Vote for 1)		
1858 ballots (0 over voted ballots, 0 overvotes, 726 undervotes), 5371 registered voters, turnout 34.59%		
Robert Neher	1100	97.17%
Write-in	32	2.83%
Total	1132	100.00%
Overvotes	0	
Undervotes	726	
FD 8 Commissioner Position 5 (Vote for 1)		
1858 ballots (0 over voted ballots, 0 overvotes, 737 undervotes), 5371 registered voters, turnout 34.59%		
Keith Neher	1094	97.59%
Write-in	27	2.41%

Statement of Votes Cast by Geography
 Whatcom County, Washington; General Election November 2, 2021
 All Precincts, All Districts, All ScanStations, All Contests, All Boxes
 Total Ballots Cast: 76876, Registered Voters: 157062, Overall Turnout: 48.95%

Choice	Votes	Vote %
Total	1121	100.00%
Overvotes	0	
Undervotes	737	

FD 11 Proposition 2021-7 (Vote for 1)

591 ballots (0 over voted ballots, 0 overvotes, 10 undervotes), 885 registered voters, turnout 66.78%

Approved	487	83.82%
Rejected	94	16.18%
Total	581	100.00%
Overvotes	0	
Undervotes	10	

FD 11 Proposition 2021-8 (Vote for 1)

591 ballots (0 over voted ballots, 0 overvotes, 7 undervotes), 885 registered voters, turnout 66.78%

Approved	532	91.10%
Rejected	52	8.90%
Total	584	100.00%
Overvotes	0	
Undervotes	7	

FD 11 Commissioner Position 1 (Vote for 1)

591 ballots (0 over voted ballots, 0 overvotes, 38 undervotes), 885 registered voters, turnout 66.78%

Leslie M. Dempsey	229	41.41%
Dan Ohms	321	58.05%
Write-in	3	0.54%
Total	553	100.00%
Overvotes	0	
Undervotes	38	

FD 14 Proposition 2021-15 (Vote for 1)

1829 ballots (0 over voted ballots, 0 overvotes, 87 undervotes), 4328 registered voters, turnout 42.26%

Yes	832	47.76%
No	910	52.24%
Total	1742	100.00%
Overvotes	0	
Undervotes	87	

FD 14 Commissioner Position 1 (Vote for 1)

1829 ballots (0 over voted ballots, 0 overvotes, 505 undervotes), 4328 registered voters, turnout 42.26%

Chris Moe	1299	98.11%
Write-in	25	1.89%
Total	1324	100.00%
Overvotes	0	
Undervotes	505	

FD 16 Commissioner Position 1 (Vote for 1)

567 ballots (0 over voted ballots, 0 overvotes, 193 undervotes), 1227 registered voters, turnout 46.21%

Tom Smith	368	98.40%
Write-in	6	1.60%
Total	374	100.00%
Overvotes	0	
Undervotes	193	

FD 17 Commissioner Position 1 (Vote for 1)

643 ballots (0 over voted ballots, 0 overvotes, 206 undervotes), 1402 registered voters, turnout 45.86%

Bill Rinesmith	413	94.51%
Write-in	24	5.49%
Total	437	100.00%
Overvotes	0	
Undervotes	206	

Statement of Votes Cast by Geography
Whatcom County, Washington; General Election November 2, 2021
All Precincts, All Districts, All ScanStations, All Contests, All Boxes
Total Ballots Cast: 76876, Registered Voters: 157062, Overall Turnout: 48.95%

Page: 12 of 17
2021-11-23
09:54:09

Choice	Votes	Vote %
FD 18 Commissioner Position 1 (Vote for 1)		
566 ballots (0 over voted ballots, 0 overvotes, 188 undervotes), 1579 registered voters, turnout 35.85%		
Steve Wolf	374	98.94%
Write-in	4	1.06%
Total	378	100.00%
Overvotes	0	
Undervotes	188	
Glacier Fire & Rescue Proposition 2021-11 (Vote for 1)		
176 ballots (0 over voted ballots, 0 overvotes, 2 undervotes), 374 registered voters, turnout 47.06%		
Yes	125	71.84%
No	49	28.16%
Total	174	100.00%
Overvotes	0	
Undervotes	2	
Glacier Fire & Rescue Commissioner Position 1 (Vote for 1)		
176 ballots (0 over voted ballots, 0 overvotes, 39 undervotes), 374 registered voters, turnout 47.06%		
Erica Kennedy	136	99.27%
Write-in	1	0.73%
Total	137	100.00%
Overvotes	0	
Undervotes	39	
Glacier Fire & Rescue Commissioner Position 2 (Vote for 1)		
176 ballots (0 over voted ballots, 0 overvotes, 36 undervotes), 374 registered voters, turnout 47.06%		
Magenta Widner	139	99.29%
Write-in	1	0.71%
Total	140	100.00%
Overvotes	0	
Undervotes	36	
FD 21 Proposition 2021-9 (Vote for 1)		
12368 ballots (0 over voted ballots, 0 overvotes, 566 undervotes), 24528 registered voters, turnout 50.42%		
Yes	4688	39.72%
No	7114	60.28%
Total	11802	100.00%
Overvotes	0	
Undervotes	566	
FD 21 Commissioner Position 1 (Vote for 1)		
12368 ballots (0 over voted ballots, 0 overvotes, 4581 undervotes), 24528 registered voters, turnout 50.42%		
John Crawford	7626	97.93%
Write-in	161	2.07%
Total	7787	100.00%
Overvotes	0	
Undervotes	4581	
FD 21 Commissioner Position 5 (Vote for 1)		
12368 ballots (0 over voted ballots, 0 overvotes, 4758 undervotes), 24528 registered voters, turnout 50.42%		
Kimberly Calman-McMurray	7466	98.11%
Write-in	144	1.89%
Total	7610	100.00%
Overvotes	0	
Undervotes	4758	
SWFA Commissioner District 1 (Vote for 1)		
5475 ballots (0 over voted ballots, 0 overvotes, 2132 undervotes), 10567 registered voters, turnout 51.81%		
Brian C. Martin	3247	97.13%
Write-in	96	2.87%

Statement of Votes Cast by Geography
 Whatcom County, Washington; General Election November 2, 2021
 All Precincts, All Districts, All ScanStations, All Contests, All Boxes
 Total Ballots Cast: 76876, Registered Voters: 157062, Overall Turnout: 48.95%

Choice	Votes	Vote %
Total	3343	100.00%
Overvotes	0	
Undervotes	2132	

WD 2 Commissioner Position 1 (Vote for 1)

593 ballots (0 over voted ballots, 0 overvotes, 207 undervotes), 1185 registered voters, turnout 50.04%

Chuck Foster	378	97.93%
Write-in	8	2.07%
Total	386	100.00%
Overvotes	0	
Undervotes	207	

WD 4 Commissioner Position 1 (Vote for 1)

424 ballots (0 over voted ballots, 0 overvotes, 51 undervotes), 1202 registered voters, turnout 35.27%

Madeleine Anderson	368	98.66%
Write-in	5	1.34%
Total	373	100.00%
Overvotes	0	
Undervotes	51	

WD 7 Commissioner Position 1 (Vote for 1)

932 ballots (0 over voted ballots, 0 overvotes, 365 undervotes), 1670 registered voters, turnout 55.81%

Tessa Ebbesen	555	97.88%
Write-in	12	2.12%
Total	567	100.00%
Overvotes	0	
Undervotes	365	

BBWS Commissioner Position 1 (Vote for 1)

3725 ballots (0 over voted ballots, 0 overvotes, 954 undervotes), 7366 registered voters, turnout 50.57%

Jeff Benner	2077	74.95%
Pedro Nieto	670	24.18%
Write-in	24	0.87%
Total	2771	100.00%
Overvotes	0	
Undervotes	954	

LWWS Commissioner District 1 (Vote for 1)

4256 ballots (0 over voted ballots, 0 overvotes, 1794 undervotes), 8310 registered voters, turnout 51.22%

Laura Abele	2409	97.85%
Write-in	53	2.15%
Total	2462	100.00%
Overvotes	0	
Undervotes	1794	

LWWS Commissioner District 4 (Vote for 1)

4256 ballots (0 over voted ballots, 0 overvotes, 1791 undervotes), 8310 registered voters, turnout 51.22%

Leslie McRoberts	2312	93.79%
Write-in	153	6.21%
Total	2465	100.00%
Overvotes	0	
Undervotes	1791	

WD 13 Commissioner Position 1 (Vote for 1)

192 ballots (0 over voted ballots, 0 overvotes, 55 undervotes), 591 registered voters, turnout 32.49%

Robert Vandenhaak	136	99.27%
Write-in	1	0.73%
Total	137	100.00%
Overvotes	0	
Undervotes	55	

Statement of Votes Cast by Geography
 Whatcom County, Washington; General Election November 2, 2021
 All Precincts, All Districts, All ScanStations, All Contests, All Boxes
 Total Ballots Cast: 76876, Registered Voters: 157062, Overall Turnout: 48.95%

Choice	Votes	Vote %
WD 13 Commissioner Position 5 (Vote for 1)		
192 ballots (0 over voted ballots, 0 overvotes, 66 undervotes), 591 registered voters, turnout 32.49%		
Anthony Au	123	97.62%
Write-in	3	2.38%
Total	126	100.00%
Overvotes	0	
Undervotes	66	
Col Vly WD Commissioner Position 1 (Vote for 1)		
409 ballots (0 over voted ballots, 0 overvotes, 116 undervotes), 1386 registered voters, turnout 29.51%		
Richard Banel	278	94.88%
Write-in	15	5.12%
Total	293	100.00%
Overvotes	0	
Undervotes	116	
CD 1 Commissioner Position 1 (Vote for 1)		
263 ballots (0 over voted ballots, 0 overvotes, 72 undervotes), 562 registered voters, turnout 46.80%		
John F. LaMonte	182	95.29%
Write-in	9	4.71%
Total	191	100.00%
Overvotes	0	
Undervotes	72	
CD 3 Commissioner Position 1 (Vote for 1)		
217 ballots (0 over voted ballots, 0 overvotes, 77 undervotes), 426 registered voters, turnout 50.94%		
Scott Robertson	138	98.57%
Write-in	2	1.43%
Total	140	100.00%
Overvotes	0	
Undervotes	77	
CD 4 Commissioner Position 1 (Vote for 1)		
2351 ballots (0 over voted ballots, 0 overvotes, 978 undervotes), 4437 registered voters, turnout 52.99%		
John L. Groom	1349	98.25%
Write-in	24	1.75%
Total	1373	100.00%
Overvotes	0	
Undervotes	978	
CD 4 Commissioner Position 2 (Vote for 1)		
2351 ballots (0 over voted ballots, 0 overvotes, 1015 undervotes), 4437 registered voters, turnout 52.99%		
Jay Roelof	1310	98.05%
Write-in	26	1.95%
Total	1336	100.00%
Overvotes	0	
Undervotes	1015	
CD 5 Commissioner Position 1 (Vote for 1)		
314 ballots (0 over voted ballots, 0 overvotes, 108 undervotes), 701 registered voters, turnout 44.79%		
Mary Boice	203	98.54%
Write-in	3	1.46%
Total	206	100.00%
Overvotes	0	
Undervotes	108	
CD 6 Commissioner Position 1 (Vote for 1)		
6548 ballots (0 over voted ballots, 0 overvotes, 2268 undervotes), 14664 registered voters, turnout 44.65%		
Julie A. Hughes	4200	98.13%
Write-in	80	1.87%

Statement of Votes Cast by Geography
Whatcom County, Washington; General Election November 2, 2021
All Precincts, All Districts, All ScanStations, All Contests, All Boxes
Total Ballots Cast: 76876, Registered Voters: 157062, Overall Turnout: 48.95%

Page: 15 of 17
2021-11-23
09:54:09

Choice	Votes	Vote %
Total	4280	100.00%
Overvotes	0	
Undervotes	2268	

CD 7 Commissioner Position 1 (Vote for 1)

2448 ballots (0 over voted ballots, 0 overvotes, 849 undervotes), 4709 registered voters, turnout 51.99%

Leonard A. Sund	1572	98.31%
Write-in	27	1.69%
Total	1599	100.00%
Overvotes	0	
Undervotes	849	

CD 8 Commissioner Position 1 (Vote for 1)

424 ballots (0 over voted ballots, 0 overvotes, 32 undervotes), 1202 registered voters, turnout 35.27%

Stephen Falk	230	58.67%
Jean Barrington	158	40.31%
Write-in	4	1.02%
Total	392	100.00%
Overvotes	0	
Undervotes	32	

CD 9 Commissioner Position 1 (Vote for 1)

2267 ballots (0 over voted ballots, 0 overvotes, 731 undervotes), 4580 registered voters, turnout 49.50%

Tom Jones	1507	98.11%
Write-in	29	1.89%
Total	1536	100.00%
Overvotes	0	
Undervotes	731	

CD 9 Commissioner Position 3 (Vote for 1)

2267 ballots (0 over voted ballots, 0 overvotes, 835 undervotes), 4580 registered voters, turnout 49.50%

Eric Dawson	1401	97.84%
Write-in	31	2.16%
Total	1432	100.00%
Overvotes	0	
Undervotes	835	

CD 10 Commissioner Position 1 (Vote for 1)

7617 ballots (0 over voted ballots, 0 overvotes, 3023 undervotes), 14182 registered voters, turnout 53.71%

Richard Decima	4546	98.96%
Write-in	48	1.04%
Total	4594	100.00%
Overvotes	0	
Undervotes	3023	

CD 10 Commissioner Position 3 (Vote for 1)

7617 ballots (0 over voted ballots, 0 overvotes, 2904 undervotes), 14182 registered voters, turnout 53.71%

Jim DeGroot	4664	98.96%
Write-in	49	1.04%
Total	4713	100.00%
Overvotes	0	
Undervotes	2904	

Pt Roberts P&R Commissioner Position 3 (Vote for 1)

424 ballots (0 over voted ballots, 0 overvotes, 73 undervotes), 1202 registered voters, turnout 35.27%

Matt Wang	349	99.43%
Write-in	2	0.57%
Total	351	100.00%
Overvotes	0	
Undervotes	73	

Statement of Votes Cast by Geography
 Whatcom County, Washington; General Election November 2, 2021
 All Precincts, All Districts, All ScanStations, All Contests, All Boxes
 Total Ballots Cast: 76876, Registered Voters: 157062, Overall Turnout: 48.95%

Choice	Votes	Vote %
Pt Roberts P&R Commissioner Position 5 (Vote for 1)		
424 ballots (0 over voted ballots, 0 overvotes, 81 undervotes), 1202 registered voters, turnout 35.27%		
Michael Cressy	341	99.42%
Write-in	2	0.58%
Total	343	100.00%
Overvotes	0	
Undervotes	81	

BB P&R Commissioner Position 1 (Vote for 1)		
6467 ballots (0 over voted ballots, 0 overvotes, 862 undervotes), 13020 registered voters, turnout 49.67%		
Jesse Creydt	4119	73.49%
David Halme	1466	26.16%
Write-in	20	0.36%
Total	5605	100.00%
Overvotes	0	
Undervotes	862	

BB P&R Commissioner Position 2 (Vote for 1)		
6467 ballots (0 over voted ballots, 0 overvotes, 2129 undervotes), 13020 registered voters, turnout 49.67%		
Sheli Moore	4256	98.11%
Write-in	82	1.89%
Total	4338	100.00%
Overvotes	0	
Undervotes	2129	

BB P&R Commissioner Position 4 (Vote for 1)		
6467 ballots (0 over voted ballots, 0 overvotes, 2152 undervotes), 13020 registered voters, turnout 49.67%		
Billy Brown	4210	97.57%
Write-in	105	2.43%
Total	4315	100.00%
Overvotes	0	
Undervotes	2152	

Lynden Reg P&R Commissioner Position 1 (Vote for 1)		
8034 ballots (0 over voted ballots, 0 overvotes, 2910 undervotes), 14850 registered voters, turnout 54.10%		
Rick Lair	5080	99.14%
Write-in	44	0.86%
Total	5124	100.00%
Overvotes	0	
Undervotes	2910	

Lynden Reg P&R Commissioner Position 4 (Vote for 1)		
8034 ballots (0 over voted ballots, 0 overvotes, 3068 undervotes), 14850 registered voters, turnout 54.10%		
Bob Johnson	4934	99.36%
Write-in	32	0.64%
Total	4966	100.00%
Overvotes	0	
Undervotes	3068	

Col Vly P&R Commissioner Position 2 (Vote for 1)		
706 ballots (0 over voted ballots, 0 overvotes, 228 undervotes), 2178 registered voters, turnout 32.42%		
Richard Whitson	456	95.40%
Write-in	22	4.60%
Total	478	100.00%
Overvotes	0	
Undervotes	228	

Col Vly P&R Commissioner Position 3 (Vote for 1)		
706 ballots (0 over voted ballots, 0 overvotes, 236 undervotes), 2178 registered voters, turnout 32.42%		
Cindy Johnson	459	97.66%
Write-in	11	2.34%

Statement of Votes Cast by Geography
 Whatcom County, Washington; General Election November 2, 2021
 All Precincts, All Districts, All ScanStations, All Contests, All Boxes
 Total Ballots Cast: 76876, Registered Voters: 157062, Overall Turnout: 48.95%

Choice	Votes	Vote %
Total	470	100.00%
Overvotes	0	
Undervotes	236	

Col Vly P&R Commissioner Position 4 (Vote for 1)

706 ballots (0 over voted ballots, 0 overvotes, 243 undervotes), 2178 registered voters, turnout 32.42%

Melonie Ancheta	447	96.54%
Write-in	16	3.46%
Total	463	100.00%
Overvotes	0	
Undervotes	243	

Col Vly P&R Commissioner Position 5 (Vote for 1)

706 ballots (0 over voted ballots, 0 overvotes, 227 undervotes), 2178 registered voters, turnout 32.42%

Jessica Bee	456	95.20%
Write-in	23	4.80%
Total	479	100.00%
Overvotes	0	
Undervotes	227	

Chuckanut Com Park Commissioner Position 2 (Vote for 1)

5297 ballots (0 over voted ballots, 0 overvotes, 2167 undervotes), 9272 registered voters, turnout 57.13%

John Hymas	3088	98.66%
Write-in	42	1.34%
Total	3130	100.00%
Overvotes	0	
Undervotes	2167	

Hospital 304 Commissioner Position 1 (Vote for 1)

13 ballots (0 over voted ballots, 0 overvotes, 2 undervotes), 37 registered voters, turnout 35.14%

Debra Lancaster	7	63.64%
Greg Thramer	4	36.36%
Write-in	0	0.00%
Total	11	100.00%
Overvotes	0	
Undervotes	2	

Hospital 304 Commissioner Position 3 (Vote for 1)

13 ballots (0 over voted ballots, 0 overvotes, 7 undervotes), 37 registered voters, turnout 35.14%

Tina Tate	6	100.00%
Write-in	0	0.00%
Total	6	100.00%
Overvotes	0	
Undervotes	7	

Pt Roberts Pub Hospital Commissioner Position 3 (Vote for 1)

424 ballots (1 over voted ballots, 1 overvotes, 28 undervotes), 1202 registered voters, turnout 35.27%

Sara Oggel	261	66.08%
William H. Meursing	132	33.42%
Write-in	2	0.51%
Total	395	100.00%
Overvotes	1	
Undervotes	28	

WCRLD Proposition 2021-14 (Vote for 1)

3712 ballots (0 over voted ballots, 0 overvotes, 94 undervotes), 7405 registered voters, turnout 50.13%

Yes	2145	59.29%
No	1473	40.71%
Total	3618	100.00%
Overvotes	0	
Undervotes	94	



**Canvassing Board Meeting
November 2, 2021 General Election**

Date: November 22, 2021

Meeting began: 2:01 pm

In attendance: Diana Bradrick, Chief Deputy Auditor (Canvassing Board Member)
Royce Buckingham, Civil Prosecuting Attorney (Canvassing Board Member)
Rud Browne, County Council (Canvassing Board Member)
Stacy Henthorn, Amy Grasher, Kellye Conner, Auditor Staff

Observers: (none present)

Ms. Bradrick called the meeting to order at 2:01 pm and declared the purpose of the meeting was to review and make a determination on challenged ballots presented to the Canvassing Board.

Amy Grasher presented the following:

1. 10 ballots were returned with no return envelope. Mr. Buckingham made a motion to reject the 10 ballots; the motion passed unanimously.
2. 2 ballots from Opening Board were presented to the Canvassing Board to determine voter intent. Refer to the attached report for the Board's determination. Mr. Browne made a motion to count the ballots as directed; the motion passed unanimously. (Exhibit A)
3. Review of 722 Rejected Ballots: 1 failed ID; 65 unsigned return envelopes; 10 empty return envelopes; 365 too late; 255 signature does not match ballots and 26 signature on letter does not match signature on envelope (Exhibit B); of the 281 ballot envelopes presented with signatures that didn't match, 2 were accepted and 279 were rejected. Mr. Buckingham made a motion to count the 2 accepted ballots and reject the remaining 720 ballots; the motion passed unanimously.

Mr. Browne made a motion to count the ballots accepted by the Board; the motion passed unanimously.

Mr. Browne made a motion that any challenged ballot envelopes cured by 4:30 pm on Monday, November 22, 2021 be accepted and counted. The motion passed unanimously.

The final Canvassing Board meeting to certify the November 2, 2021 General Election will be Tuesday, November 23, 2021, at 12:30 pm. Meeting adjourned at 2:57 pm.

Minutes Approved By:




Diana Bradrick, Auditor

12/6/21
Date



Royce Buckingham, Civil Prosecuting Attorney

12/6/21
Date



Rud Browne, County Council Member

12/13/21
Date

Canvass Board Review for November 2 General Election

Exhibit A

		<p>10 ballots in security sleeves returned without return envelope/voter info</p>	<p>Approve</p>	<p>Reject</p>		
<p>2</p>	<p>Ballots from Opening Board (questionable voter intent):</p>					
<p>VBM561-10231</p> <p>marks in target area? Rule A, Rule C pg. 34 ex. 37</p>	<p>Whatcom County Council At-Large Position A</p>	<p>Vote for Barry</p>	<p>Vote for Kamal</p>	<p>Overvote</p>	<p>Undervote</p>	<p>Other:</p>
<p>VBM197-10003</p> <p>Messy marks</p>	<p>Advisory Vote No. 38</p>	<p>Repealed</p>	<p>Maintained</p>	<p>Overvote</p>	<p>Undervote</p>	<p>Other:</p>
	<p>Proposition 2021-13</p>	<p>Yes</p>	<p>No</p>	<p>Overvote</p>	<p>Undervote</p>	<p>Other:</p>
	<p>Council Position 6</p>	<p>Vote for Kyle</p>	<p>Overvote</p>	<p>Undervote</p>		<p>Other:</p>
<p>3</p>	<p>255 Ballots with Questionable Signature Matches:</p>					
<p>4</p>	<p>26 Challenge Letters Returned that Don't Match Signature on Declaration Envelope:</p>					
<p>5</p>	<p>2 Unsigned cure letters don't match registration signature</p>					

2 accepted 9/24/6518
 1/12/220

Exhibit B

APPROVED	Voter ID	First Name Last Name	Ballot Status	Challenge Reason
	9832975	RONALD ADAMS	Rejected	Signature Does Not Match
	10754102	DANNY AGUILERA	Rejected	Signature Does Not Match
	12293522	MIKAYLA ALDRICH	Rejected	Signature Does Not Match
	11596119	KASSADY ALDRICH	Rejected	Signature Does Not Match
	12821082	ANTHONY ALLEN	Rejected	Signature Does Not Match
	13008099	SAMUEL ALTER	Rejected	Signature Does Not Match
	11686729	DUANE ANDERSON	Rejected	Signature Does Not Match
	1806433	JERRET ANDERSON	Rejected	Signature Does Not Match
	9988098	NICHOLAS ASKEW	Rejected	Signature Does Not Match
	7859010	AVERY AUSTIN-LANDERS	Rejected	Signature Does Not Match
	1740630	AARON AVERY	Rejected	Signature Does Not Match
	11518022	BRIAN AXELSON	Rejected	Signature Does Not Match
	12446140	ROBIN BAHR	Rejected	Signature Does Not Match
	12618856	MATTHEW BAINBRIDGE	Rejected	Signature Does Not Match
	11910728	TORI BAJEMA	Rejected	Signature Does Not Match
	12791468	BRIANNA BAYES	Rejected	Signature Does Not Match
	1792327	JENNIFER BERGMAN	Rejected	Signature Does Not Match
	12929542	CLAYTON BIRD	Rejected	Signature Does Not Match
	11909015	DAMEA BIRDSONG	Rejected	Signature Does Not Match
	10859764	CANDACE BOBRYK	Rejected	Signature Does Not Match
	1758720	SHAWN BOGAARDS	Rejected	Signature Does Not Match
	12631912	TREVOR BORN	Rejected	Signature Does Not Match
	9307892	MATTHEW BOUDOUSQUIE	Rejected	Signature Does Not Match
	12082257	HARJINDER BRAR	Rejected	Signature Does Not Match
	11140787	CHARITIE BREAZEALE	Rejected	Signature Does Not Match
	9654862	GINA BREMER	Rejected	Signature Does Not Match
	9575855	ROSIE BRENNAN	Rejected	Signature Does Not Match
	12441202	LEXI BRENNAN	Rejected	Signature Does Not Match
	12022623	MICAH BRIGGS	Rejected	Signature Does Not Match
	1763634	CHRIS BROBERG	Rejected	Signature Does Not Match
	12791589	BRIAN BROOKS	Rejected	Signature Does Not Match
	1738906	TERI BUCHANAN	Rejected	Signature Does Not Match
	12798927	STEVEN BUCKNER	Rejected	Signature Does Not Match
	1743956	STEVEN BURGER	Rejected	Signature Does Not Match
	1766565	TIMOTHY BUSH	Rejected	Signature Does Not Match
	1823608	JESSICA CADERO	Rejected	Signature Does Not Match
	11879790	ANGELO CARUANA	Rejected	Signature Does Not Match
	10916621	JAKOB CHAMBERLIN	Rejected	Signature Does Not Match
	9246518	ALETHA CHASE	Rejected	Signature Does Not Match
	12386065	JACOB CHAVIRA	Rejected	Signature Does Not Match
	1723324	JASON CHENEY	Rejected	Signature Does Not Match
	8377315	MYCHAEL CHEROCHAK	Rejected	Signature Does Not Match
	12181981	REED CHRISTIANSEN	Rejected	Signature Does Not Match
	13069072	KEITH CLARK	Rejected	Signature Does Not Match
	11517888	JOSHUA CLARK	Rejected	Signature Does Not Match
	12977774	STARLYNN CLINE	Rejected	Signature Does Not Match

APPROVED	Voter ID	First Name Last Name	Ballot Status	Challenge Reason
	10954044	CALVIN CLONEY	Rejected	Signature Does Not Match
	12071646	GILLIAN CONKLING	Rejected	Signature Does Not Match
	4218841	HALEY CORKERN	Rejected	Signature Does Not Match
	11084197	CEDRICK CORNET	Rejected	Signature Does Not Match
	12978979	CATHERINE COUSINEAU	Rejected	Signature Does Not Match
X	1712220	SHAWNA CRANFORD	Rejected	Signature Does Not Match
	13270662	ELISSA CRANSHAW	Rejected	Signature Does Not Match
	12688375	ANNA CRESTODINA	Rejected	Signature Does Not Match
	1740775	STEPHANIE CROFT	Rejected	Signature Does Not Match
	13194172	PETER CRONK	Rejected	Signature Does Not Match
	11609171	JUSTIN CURLOW	Rejected	Signature Does Not Match
	12054543	RILEY CURRIE	Rejected	Signature Does Not Match
	12949395	KATHERINE DALEY	Rejected	Signature Does Not Match
	11900342	ANDREW DAVIDSON	Rejected	Signature Does Not Match
	11658150	NICOLE DAVIS	Rejected	Signature Does Not Match
	11470636	BRANDON DENBLEYKER	Rejected	Signature Does Not Match
	12818709	MANGAL DHILLON	Rejected	Signature Does Not Match
	13065746	JOBANDEEP DHILLON	Rejected	Signature Does Not Match
	12715555	GURWINDER DHILLON	Rejected	Signature Does Not Match
	12844726	GABRIEL DIEPHUIS	Rejected	Signature Does Not Match
	12503971	ALYSSA DILLER	Rejected	Signature Does Not Match
	8630716	KELLY DOREY	Rejected	Signature Does Not Match
	8150935	JILLIAN DOWLING	Rejected	Signature Does Not Match
	9697270	DANITA DUNLAP	Rejected	Signature Does Not Match
	11405049	DANA ENGELS	Rejected	Signature Does Not Match
	12909258	CHRISTOPHER ERICKSON	Rejected	Signature Does Not Match
	13272168	RICHARD FISCHER	Rejected	Signature Does Not Match
	12505840	MILES FREELAN	Rejected	Signature Does Not Match
	10211913	TYSON FRIESEN	Rejected	Signature Does Not Match
	12853841	ANN FROST	Rejected	Signature Does Not Match
	12791452	LUKE FULLNER	Rejected	Signature Does Not Match
	10842972	DEBORAH GAIZ	Rejected	Signature Does Not Match
	12428659	JOSHUA GALAVIZ	Rejected	Signature Does Not Match
	11322917	TREVOR GEARHART	Rejected	Signature Does Not Match
	1824727	GEORGE GEER	Rejected	Signature Does Not Match
	12100196	MICHAEL GEIST	Rejected	Signature Does Not Match
	10292676	ILIA GEKELMAN	Rejected	Signature Does Not Match
	10420157	RILEY GHIO	Rejected	Signature Does Not Match
	12402527	SIMARANJIT GILL	Rejected	Signature Does Not Match
	10386817	JACOB GOBEILLE	Rejected	Signature Does Not Match
	12837366	DEAN GOOCH	Rejected	Signature Does Not Match
	8836583	IAN GORDON	Rejected	Signature Does Not Match
	12932343	CODY GOUCHER	Rejected	Signature Does Not Match
	1786741	BRIAN GREENLEAF	Rejected	Signature Does Not Match
	13019767	ABHI GREWAL	Rejected	Signature Does Not Match
	11438460	VALLIE GROOTENDORST	Rejected	Signature Does Not Match

APPROVED	Voter ID	First Name Last Name	Ballot Status	Challenge Reason
	8657536	KIMBERLY HAAS	Rejected	Signature Does Not Match
	1793229	ZOE HALLSTROM	Rejected	Signature Does Not Match
	12595051	JEAN-PAUL HAMMETT	Rejected	Signature Does Not Match
	9790920	BRYCE HANDERSON	Rejected	Signature Does Not Match
	1793253	SUSAN HANSON	Rejected	Signature Does Not Match
	1753640	LORENE HANSTEAD	Rejected	Signature Does Not Match
	12236500	ZBIGNIEW HANSZKE	Rejected	Signature Does Not Match
	8752018	CORY HARDER	Rejected	Signature Does Not Match
	12439560	BROOKE HARKNESS	Rejected	Signature Does Not Match
	1717248	ROGER HARPINE	Rejected	Signature Does Not Match
	12596168	JAMES HARRIS	Rejected	Signature Does Not Match
	1342381	SHARA HAWKINS	Rejected	Signature Does Not Match
	12248158	ELIJAH HEATON	Rejected	Signature Does Not Match
	1748293	ROBERT HELVIK	Rejected	Signature Does Not Match
	11236107	BREVIN HEUTINK	Rejected	Signature Does Not Match
	12837372	KATHRYN HIGGERSON	Rejected	Signature Does Not Match
	11712076	ANGELA HILYAR	Rejected	Signature Does Not Match
	12527555	HAILIE HOLESTINE	Rejected	Signature Does Not Match
	11329710	GARETT HOLMES	Rejected	Signature Does Not Match
	12854412	PETER HOVENIER	Rejected	Signature Does Not Match
	7815043	ALEXANDER HROMYK	Rejected	Signature Does Not Match
	11772098	GLEN HUGHES	Rejected	Signature Does Not Match
	1763115	CHAD HUNTLEY	Rejected	Signature Does Not Match
	12081351	MARYN IMUS	Rejected	Signature Does Not Match
	11165023	SAMANTHA JOHNSON	Rejected	Signature Does Not Match
	13022314	JARED JONES	Rejected	Signature Does Not Match
	9696965	EMMALINE JONES	Rejected	Signature Does Not Match
	9403651	BRYAN JONES	Rejected	Signature Does Not Match
	12668675	KATHERINE JONES	Rejected	Signature Does Not Match
	12672659	SOFIA JORGENSEN	Rejected	Signature Does Not Match
	1820393	CHRISTOPHER JUCHMES	Rejected	Signature Does Not Match
	12929622	NOLAN JUNEAU	Rejected	Signature Does Not Match
	11261716	AUSTEN KAHN	Rejected	Signature Does Not Match
	11534532	SARBJIT KAUR	Rejected	Signature Does Not Match
	11479665	TAATERAAKA KINNEBREW	Rejected	Signature Does Not Match
	12860568	SULLIVAN KLYN	Rejected	Signature Does Not Match
	11585553	GEORGE KOTSOGEANIS	Rejected	Signature Does Not Match
	10604929	IRINA KULYAK	Rejected	Signature Does Not Match
	12387028	ANDREW LABAY	Rejected	Signature Does Not Match
	12150719	TRAZIL LANE	Rejected	Signature Does Not Match
	1773800	JASON LARSON	Rejected	Signature Does Not Match
	9068474	CHRISTOPHER LATHAM	Rejected	Signature Does Not Match
	12493814	JADEN LATHAM	Rejected	Signature Does Not Match
	1740225	DAVID LEHMANN	Rejected	Signature Does Not Match
	12147439	DAVID LEWIS	Rejected	Signature Does Not Match
	12514415	MAX LOEWENSTEIN	Rejected	Signature Does Not Match

APPROVED	Voter ID	First Name Last Name	Ballot Status	Challenge Reason
	1788222	JUSTIN LONEGAN	Rejected	Signature Does Not Match
	13223915	PATRICK LYNCH	Rejected	Signature Does Not Match
	13072621	JULIANNA LYON	Rejected	Signature Does Not Match
	12705808	GALINA LYSIKOVA	Rejected	Signature Does Not Match
	11319793	DAVID MACARTHUR	Rejected	Signature Does Not Match
	10847893	JULIETTE MACHADO	Rejected	Signature Does Not Match
	12391103	LOGAN MAGNER	Rejected	Signature Does Not Match
	11420260	ANTHONY MALPEZZI	Rejected	Signature Does Not Match
	10280008	AUTUMN MARCEAU	Rejected	Signature Does Not Match
	12770311	VOJIN MARJANOVICH	Rejected	Signature Does Not Match
	7086628	BAILEY MARTINET	Rejected	Signature Does Not Match
	11198177	BRADFORD MCARTHUR	Rejected	Signature Does Not Match
	11958575	HEATHER MCCARTHY	Rejected	Signature Does Not Match
	1729150	JUSTIN MCCARTNEY	Rejected	Signature Does Not Match
	8696977	JULIE MCCLURE	Rejected	Signature Does Not Match
	12491054	MORGAN MCHUGH	Rejected	Signature Does Not Match
	9656261	BRADLEY MCINTYRE	Rejected	Signature Does Not Match
	12844808	JACOB MCKINNON	Rejected	Signature Does Not Match
	1756185	NORAH MCLAUGHLIN	Rejected	Signature Does Not Match
	9791366	LEILA MCNAMARA	Rejected	Signature Does Not Match
	12063901	EMMA MCNEAL	Rejected	Signature Does Not Match
	1787093	KRISNA MENEICE	Rejected	Signature Does Not Match
	1801287	JOCELYN MEYER	Rejected	Signature Does Not Match
	12920752	ABIGAIL MIDDLETON	Rejected	Signature Does Not Match
	9624858	LINDSEY MILLARD	Rejected	Signature Does Not Match
	13078165	VICTORIA MIRIE	Rejected	Signature Does Not Match
	1788303	TONY MOCERI	Rejected	Signature Does Not Match
	4233505	CHRISTINE MOE	Rejected	Signature Does Not Match
	12963606	FELICIA MOORLAG	Rejected	Signature Does Not Match
	12427969	GINGER MULLINS	Rejected	Signature Does Not Match
	11771963	MARCOS MUNOZ	Rejected	Signature Does Not Match
	11236049	PAULINE MUSIC	Rejected	Signature Does Not Match
	9812829	AMY MYERS	Rejected	Signature Does Not Match
	12527446	RYLAN NAUTA	Rejected	Signature Does Not Match
	12236113	STEVEN NAVE	Rejected	Signature Does Not Match
	11696874	ALEXANDRA NAZY	Rejected	Signature Does Not Match
	12274537	SHANE NELSON	Rejected	Signature Does Not Match
	12160654	ALEXIS NELSON	Rejected	Signature Does Not Match
	10164206	KRISTI NIEUWENDORP	Rejected	Signature Does Not Match
	12647993	CLARA NOBLE	Rejected	Signature Does Not Match
	12502836	TESSA OLDROYD	Rejected	Signature Does Not Match
	10010037	ALEK OLNEY	Rejected	Signature Does Not Match
	1729218	DARREN OLSEN	Rejected	Signature Does Not Match
	12820475	JAMES OMDAHL	Rejected	Signature Does Not Match
	11871779	SERIANA ORDELLO	Rejected	Signature Does Not Match
	5444768	ZHANNA PAKHNYUK	Rejected	Signature Does Not Match

APPROVED	Voter ID	First Name Last Name	Ballot Status	Challenge Reason
	9109689	JESSE PARKER	Rejected	Signature Does Not Match
	13112731	JACK PATE	Rejected	Signature Does Not Match
	12428814	ROBYN PIKE	Rejected	Signature Does Not Match
	12697348	TY PIMENTEL	Rejected	Signature Does Not Match
	10100022	ARTHUR PINNEY	Rejected	Signature Does Not Match
	12277748	CHYENNE POMEROY	Rejected	Signature Does Not Match
	12752146	JAMES PRICE	Rejected	Signature Does Not Match
	10998640	DANIEL PULIDO	Rejected	Signature Does Not Match
	13162973	SCOTT REEVES	Rejected	Signature Does Not Match
	11950091	THEODORE RENKERT	Rejected	Signature Does Not Match
	12929668	TONY RINGERING	Rejected	Signature Does Not Match
	12026328	DANIEL RUIZ	Rejected	Signature Does Not Match
	10657259	BRANDON SACCOCCIO	Rejected	Signature Does Not Match
	9482005	PRIYA SALL	Rejected	Signature Does Not Match
	8178672	ANTHONY SANDS	Rejected	Signature Does Not Match
	1423247	ROBERT SCHINDLER	Rejected	Signature Does Not Match
	9307633	CHRISTAL SCHMIDT	Rejected	Signature Does Not Match
	12451548	CHRISTINA SELINSKY	Rejected	Signature Does Not Match
	10428302	KELLY SENSECQUA	Rejected	Signature Does Not Match
	11241011	CAYLIE SHARP	Rejected	Signature Does Not Match
	11906818	STEFANIE SIBERT	Rejected	Signature Does Not Match
	1745634	EZEKIEL SILMON	Rejected	Signature Does Not Match
	12631820	AMAN SINGH	Rejected	Signature Does Not Match
	9747520	AUDREY SNOW	Rejected	Signature Does Not Match
	1711023	GRETCHEN SNYDER	Rejected	Signature Does Not Match
	12647992	ALEKSEY SOLOVEY	Rejected	Signature Does Not Match
	12060542	SUMMER STARR	Rejected	Signature Does Not Match
	11109838	DAVID STEALY	Rejected	Signature Does Not Match
	10626454	DELANEY STONE-KERR	Rejected	Signature Does Not Match
	11772881	COLE STRICKLAND	Rejected	Signature Does Not Match
	13104792	KATRINA STURM	Rejected	Signature Does Not Match
	3287451	ANDREW SUKOLA	Rejected	Signature Does Not Match
	1770262	CHARLES SULLIVAN	Rejected	Signature Does Not Match
	12721077	KIERAN SWEANEY MAILLET	Rejected	Signature Does Not Match
	11742703	QUINTIN SWEENEY	Rejected	Signature Does Not Match
	13141543	THOMAS SYNNOTT	Rejected	Signature Does Not Match
	1731910	JASON SYRE	Rejected	Signature Does Not Match
	12861347	CADEN TARRELL	Rejected	Signature Does Not Match
	11870908	HARMONY THIESSEN	Rejected	Signature Does Not Match
	1712616	BRAD THRALL	Rejected	Signature Does Not Match
	5386922	BRITTANY TORGERSON	Rejected	Signature Does Not Match
	1801833	FRANK TRANTER	Rejected	Signature Does Not Match
	11858822	AMY TUFFLY	Rejected	Signature Does Not Match
	11873030	SURIEL URU	Rejected	Signature Does Not Match
	13008177	JOEL VAN DRIEL	Rejected	Signature Does Not Match
	13139634	MATTHEW VAN WINGERDEN	Rejected	Signature Does Not Match

APPROVED	Voter ID	First Name Last Name	Ballot Status	Challenge Reason
	12383683	SAUNDER VAN WOERDEN	Rejected	Signature Does Not Match
	13012116	CHAS VANDEBRAKE	Rejected	Signature Does Not Match
	13113515	GEORGE VANOS	Rejected	Signature Does Not Match
	12650405	TIGER VARAH	Rejected	Signature Does Not Match
	9837804	MICHAEL VAUGHAN	Rejected	Signature Does Not Match
	11059303	SARAH VAUGHAN-JONES	Rejected	Signature Does Not Match
	12368980	TRAVIS VELTHUIZEN	Rejected	Signature Does Not Match
	1779701	ELIZABETH VENNOS	Rejected	Signature Does Not Match
	10359363	MARY VENNOS	Rejected	Signature Does Not Match
	4410285	AMBER VINCENT	Rejected	Signature Does Not Match
	12970574	ALEXANDER VOLLEGRAAF	Rejected	Signature Does Not Match
	10865729	MADDELYN WADE	Rejected	Signature Does Not Match
	11467406	LOUIS WALDMEIR	Rejected	Signature Does Not Match
	1813340	THOMAS WANNE	Rejected	Signature Does Not Match
	11583469	COLTON WASLOHN	Rejected	Signature Does Not Match
	2540678	RUSSELL WEIMER	Rejected	Signature Does Not Match
	12596087	CHIH CHIEH WEN	Rejected	Signature Does Not Match
	1801019	RILEY WHITE-BRAINARD	Rejected	Signature Does Not Match
	12580860	KARIN WILDERMUTH	Rejected	Signature Does Not Match
	12203958	COREY WILLIAMS	Rejected	Signature Does Not Match
	1739754	ANGELA WILLIAMS	Rejected	Signature Does Not Match
	1080545	BENJAMIN WILLIAMSON	Rejected	Signature Does Not Match
	12752157	DALE WILSON	Rejected	Signature Does Not Match
	12581457	MEGAN YOUNG	Rejected	Signature Does Not Match
	1758624	CYNTHIA ZMOLEK	Rejected	Signature Does Not Match

2all.

APPROVED	Voter ID	First Name Last Name	Ballot Status	Challenge Reason
Letter no match				
	12879361	ASHLEY ANSHUS	Rejected	Signature Does Not Match
	12739850	KRYSTAL BENNETT BURGESS	Rejected	Signature Does Not Match
	10873460	ERIK BURT	Rejected	Signature Does Not Match
	12602660	KALILA COOK	Rejected	Signature Does Not Match
	13054794	STEVEN DAVIS	Rejected	Signature Does Not Match
	12898687	COLBY DEWILDE	Rejected	Signature Does Not Match
	12426607	CONNOR ELLIS	Rejected	Signature Does Not Match
	12879479	MACY FAWCETT	Rejected	Signature Does Not Match
	12185016	STEPHANIE FEMIANO	Rejected	Signature Does Not Match
	1446824	TERESA GARTEN	Rejected	Signature Does Not Match
	12148442	BRANDON HANSON	Rejected	Signature Does Not Match
	1741296	MICHELLE HAYES	Rejected	Signature Does Not Match
	4629861	DEBORAH HOWELL	Rejected	Signature Does Not Match
	11733165	SUMANDEEP KAUR	Rejected	Signature Does Not Match
	9425174	MICHEALEA MACKIEWICZ	Rejected	Signature Does Not Match
	12537299	JOSHUA PRICE	Rejected	Signature Does Not Match
	9325773	ELIZABETH REIMER	Rejected	Signature Does Not Match
	9481603	CARLEY RUFFNER	Rejected	Signature Does Not Match
	1779360	MIKE SEBASTIANI	Rejected	Signature Does Not Match
	13094065	TARYN TJOELKER	Rejected	Signature Does Not Match
	1835683	TAMARAN UNDERWOOD	Rejected	Signature Does Not Match
	13206189	LIBRADO VILLA MORE	Rejected	Signature Does Not Match
	11919739	KRISTIN WHEELER	Rejected	Signature Does Not Match
	12576712	MELANIE WHITLEY	Rejected	Signature Does Not Match
	12999672	TERRY YOUNG	Rejected	Signature Does Not Match
	5386400	JASON YOUNG	Rejected	Signature Does Not Match
		Spencer Rank	Rejected	Unsigned cure doesn't match
		Pasi Virta	Rejected	Unsigned cure doesn't match



**Canvassing Board Meeting
Certification of the November 2, 2021 Election**

Date: November 23, 2021

Meeting began: 12:30 pm

In attendance: Diana Bradrick, Auditor (Canvassing Board Member)
Royce Buckingham, Civil Prosecuting Attorney (Canvassing Board Member)
Rud Browne, County Council Member (Canvassing Board Member)
Amy Grasher, Kellye Conner, Auditor Staff

Observers: Cam Kerst, Judy Mullenix

Ms. Bradrick called the meeting to order at 12:30 pm and declared the purpose of the meeting was to certify the November 2, 2021 General Election.

Mr. Browne gave the Oath of Authenticity to Ms. Bradrick; Ms. Bradrick signed the oath, Mr. Browne and Mr. Buckingham signed as witnesses.

Ms. Grasher presented and reviewed the Whatcom County Canvassing Board Ballot Reconciliation Report. She then presented the Certification Reconciliation Report required by the state. Mr. Browne made a motion to accept the reports; the motion passed unanimously. Mr. Browne made a motion to reject the challenged ballots; the motion passed unanimously.

Ms. Grasher then presented the Official Elections Results. She reviewed the Summary Report and the Precinct Abstract Report that contains detailed information regarding votes in each precinct. Mr. Buckingham made a motion to accept the reports presented; the motion passed unanimously. Mr. Browne made a motion to certify the election; the motion passed unanimously.

Diana, Royce, and Rud signed the certification of the November 2, 2021 Election.

The meeting adjourned at 12:48 pm.

Minutes Approved by:



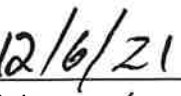
Diana Bradrick, County Auditor




Date



Royce Buckingham, Civil Prosecuting Attorney



Date



Rud Browne, County Council Chair



Date

Return Method Summary	Total (accepted & rejected ballots received)	%
Acme	176	0.23%
Barkley	4,363	5.62%
Birch Bay	2,048	2.64%
Blaine	2,668	3.44%
Courthouse	14,274	18.40%
Custer	598	0.77%
Deming	1,071	1.38%
Email	120	0.15%
Everson	2,259	2.91%
Fax	1	0.00%
Ferndale	6,506	8.38%
Kendall	749	0.97%
Laurel	1,014	1.31%
Lummi	219	0.28%
Lummi Portable	0	0.00%
Lynden	7,638	9.84%
Mail	22,997	29.64%
Nooksack Market	0	0.00%
Point Roberts	207	0.27%
Sehome	6,290	8.11%
Sudden Valley	1,194	1.54%
Sumas	570	0.73%
WCC	1,322	1.70%
WWU-HUB	177	0.23%
WWU-Red square	545	0.70%
WWU-Wade King	588	0.76%
Total	77,594	
<i>1,968 Undeliverable ballots (not included in total above).</i>		