



Oath of Authenticity

STATE OF WASHINGTON)
) ss.
COUNTY OF WHATCOM)

I solemnly swear that the unofficial returns and supporting documentation of the General Election held on November 5, 2019, in Whatcom County, State of Washington, are true and correct.

Debbie Adelstein
Debbie Adelstein, County Auditor

Subscribed and sworn before me this 26th day of November 2019.

Rud Browne
Rud Browne, County Council Chair, County Legislative Authority (witness)

Royce Buckingham
Royce Buckingham, County Civil Deputy Prosecuting Attorney (witness)
George Roche

Certification of the Canvassing Board

STATE OF WASHINGTON)
) ss.
COUNTY OF WHATCOM)

The undersigned officers designated by law as constituting the Canvassing Board for the County of Whatcom, State of Washington, hereby certify that this is a full, true and correct copy of the Abstract of Votes including the cumulative results, precinct results, and reconciliation report of votes cast at the Special Election held on November 5, 2019, in Whatcom County, State of Washington, and that the following are the true and reconciled numbers of voters and votes counted.



Witness our hands and official seal this 26th day of November 2019.
Debbie Adelstein
Debbie Adelstein, County Auditor

Rud Browne
Rud Browne, County Council Chair, County Legislative Authority

Royce Buckingham
Royce Buckingham, County Civil Deputy Prosecuting Attorney
George Roche



Whatcom County Auditor

Reconciliation Form

General information

County name: Whatcom
 Election date: 11/5/2019

Registered voters eligible to participate

Active registered voters: 146,704
 Inactive registered voters: 13,008

Category Reconciliation (detailed accounting of ballots)

	Issued (number of voters issued ballots)	Credited voters in VoteWA (envelopes containing ballots)	Ballots Accepted (Counted / Tabulated)	Ballots not counted		Discrepancy (If zero, category balances)
				Ballots forwarded to other counties	Ballots Rejected	
UOCAVA	2,377	226	223	N/A	3	0
Federal write-in	N/A	1	1	N/A	0	0
Provisional	0	0	0	0	0	0
DREs	0	0	0	N/A	0	0
All voters not reported in above categories	149,212	82,999	82,313	0	686	0
Total for all voter categories	151,589	83,226	82,537	0	689	0

Summary

Reconciliation

Overall Ballot Reconciliation

Ballots Received	83,226
Ballots Accepted	82,537
Ballots Not Counted	689
Discrepancy	0

Voters credited to ballots counted

Credited voters in VoteWA	82,523
Credited envelopes without ballots	0
Voters not credited in VoteWA (examples: FWAB or ACP)	14
Total valid ballots	82,537
Discrepancy	0

Additional Information

Replacement Ballots

Requested	3,025
Issued	3,023
Returned	1,675
Counted	1,647
Rejected	28

Return method

Email	151
Fax	7
Deposited at staffed, unstaffed deposit sites and voting centers	52,332
Non-UOCAVA returned by Fax or Email	0

Generation method

VoteWA	2,936
Other online programs	0
PDF originating from county	0
Non-UOCAVA ballots issued electronically	1,352

AVU

Estimated number of paper ballots printed by AVU	0
--	---

Category discrepancy explanation

VoteWA discrepancy explanation

Report prepared by: Amy Grasher

Date: November 26, 2019

Contact number: 360-778-5133

Reconciliation Form

Data entry

General information

County name	Whatcom
Election date	11/5/2019

Registered voters eligible to participate

Number of ACTIVE registered voters	146,704
Number of INACTIVE registered voters	13,008
Total registered voters eligible to participate	159,712

VoteWA

How many voters were credited in VoteWA?	82,523
How many envelopes without ballots were credited, including ballots of other elections?	-
How many valid voters were NOT credited in VoteWA (ACP, FWAB)?	14
Adjusted number of valid voters	82,537

Ballots issued

What was the total number of ballots issued?	151,589
Of the total number above, how many UOCAVA ballots were issued?	2,377
Of the total number above, how many provisional ballots were issued?	-
Of the total number above, how many DRE ballots were issued?	-

Voted ballots received

How many voted ballots (in total) did you receive?	83,226
Of the number above, how many UOCAVA ballots did you receive?	226
Of the number above, how many Federal write-in ballots did you receive?	1
Of the number above, how many provisional ballots did you receive?	-
Of the number above, how DRE ballots were cast?	-

Ballots Accepted

How many ballots (in total) were counted/tabulated?	82,537
Of the number above, how many UOCAVA ballots were counted/tabulated?	223
Of the number above, how many Federal Write-in ballots were counted/tabulated?	1
Of the number above, how many provisional ballots were counted/tabulated?	-
Of the number above, how many DRE ballots were counted/tabulated?	-

Ballots NOT Counted/Tabulated

Forwarded ballots

Total ballots forwarded to other counties?	-
Of the total number above, how many of the forwarded ballots were provisional ballots?	-
Of the total number above, how many of the forwarded ballots were late transfer?	-

Rejected ballots

Total ballots rejected	689
Of the total above, how many were rejected because of a missing signature?	61
Of the total above, how many were rejected because of the signature didn't match?	229
Of the total above, how many were rejected because of the ballot was Postmarked too late?	387
Of the total above, how many were rejected because they were returned electronically and no hardcopy was received?	-
Of the total above, how many were rejected other reasons?	12
Total UOCAVA ballots rejected	3
Of the total above, how many were rejected because of a missing signature?	2
Of the total above, how many were rejected because of the signature didn't match?	1
Of the total above, how many were rejected because of the ballot was Postmarked too late?	-
Of the total above, how many were rejected other reasons?	-
Total Federal Write-in Absentee ballots rejected	-
Of the total above, how many were rejected because of a missing signature?	-
Of the total above, how many were rejected because of the signature didn't match?	-
Of the total above, how many were rejected because of the ballot was Postmarked too late?	-
Of the total above, how many were rejected other reasons?	-
Total provisional ballots rejected	-
Of the total above, how many were rejected because of a missing signature?	-
Of the total above, how many were rejected because of the signature didn't match?	-
Of the total above, how many were rejected because of the ballot was Postmarked too late?	-
Of the total above, how many were rejected other reasons?	-
Total DRE ballots rejected	-

Additional Information

Replacement Ballots

How many replacement ballots were requested?	3,025
How many replacement ballots were issued?	3,023
How many replacement ballots were received?	1,675
How many replacement ballots were counted?	1,647
How many replacement ballots were rejected?	28

Ballot generation method

How many ballots were generated through VoteWA?	2,936
How many ballots were generated through other online programs?	-
How many ballots were generated through a PDF originating from the county?	-
How many non-UOCAVA ballots were issued by email, fax, or online program?	1,352

Ballots returned

In total, how many ballots were returned by E-mail?	151
In total, how many ballots were returned by fax?	7
How many non-UOCAVA ballots were returned by E-Mail or fax?	-
How many ballots were deposited at staffed or unstaffed deposit sites and voting	52,332

AVU

Please provide an estimate of the number of paper ballots printed by AVU	-
--	---

Signature

Report prepared by

Amy Grasher

Date

11/26/19

Contact number

360-778-5133

Completing this form fulfils the requirements in RCW 29A.60.235 and 2011 c 10 s 62

Rev 2.4 (08/13/2019)

Statement of Votes Cast by Geography
Whatcom County, Washington, November 5 2019 General, Nov 05, 2019
All Precincts, All Districts, All ScanStations, All Contests, All Boxes
Total Ballots Cast: 82537, Registered Voters: 146704, Overall Turnout: 56.26%

Page: 1 of 20
2019-11-25
16:39:48

Choice	Votes	Vote %
--------	-------	--------

All Precincts

Referendum Measure No. 88 (Vote for 1)

82537 ballots (4 over voted ballots, 4 overvotes, 4860 undervotes), 146704 registered voters, turnout 56.26%

Approved	41009	52.80%
Rejected	36664	47.20%
Total	77673	100.00%
Overvotes	4	
Undervotes	4860	

Initiative Measure No. 976 (Vote for 1)

82537 ballots (8 over voted ballots, 8 overvotes, 2150 undervotes), 146704 registered voters, turnout 56.26%

Yes	37062	46.11%
No	43317	53.89%
Total	80379	100.00%
Overvotes	8	
Undervotes	2150	

Advisory Vote No. 20 (Vote for 1)

82537 ballots (5 over voted ballots, 5 overvotes, 8468 undervotes), 146704 registered voters, turnout 56.26%

Repealed	42514	57.40%
Maintained	31550	42.60%
Total	74064	100.00%
Overvotes	5	
Undervotes	8468	

Advisory Vote No. 21 (Vote for 1)

82537 ballots (10 over voted ballots, 10 overvotes, 7825 undervotes), 146704 registered voters, turnout 56.26%

Repealed	44922	60.13%
Maintained	29780	39.87%
Total	74702	100.00%
Overvotes	10	
Undervotes	7825	

Advisory Vote No. 22 (Vote for 1)

82537 ballots (5 over voted ballots, 5 overvotes, 8466 undervotes), 146704 registered voters, turnout 56.26%

Repealed	42320	57.14%
Maintained	31746	42.86%
Total	74066	100.00%
Overvotes	5	
Undervotes	8466	

Advisory Vote No. 23 (Vote for 1)

82537 ballots (3 over voted ballots, 3 overvotes, 6630 undervotes), 146704 registered voters, turnout 56.26%

Repealed	23890	31.47%
Maintained	52014	68.53%
Total	75904	100.00%
Overvotes	3	
Undervotes	6630	

Advisory Vote No. 24 (Vote for 1)

82537 ballots (8 over voted ballots, 8 overvotes, 9557 undervotes), 146704 registered voters, turnout 56.26%

Repealed	42735	58.56%
Maintained	30237	41.44%
Total	72972	100.00%
Overvotes	8	
Undervotes	9557	

Advisory Vote No. 25 (Vote for 1)

82537 ballots (6 over voted ballots, 6 overvotes, 8952 undervotes), 146704 registered voters, turnout 56.26%

Repealed	38077	51.75%
Maintained	35502	48.25%

Statement of Votes Cast by Geography
 Whatcom County, Washington, November 5 2019 General, Nov 05, 2019
 All Precincts, All Districts, All ScanStations, All Contests, All Boxes
 Total Ballots Cast: 82537, Registered Voters: 146704, Overall Turnout: 56.26%

Choice	Votes	Vote %
Total	73579	100.00%
Overvotes	6	
Undervotes	8952	

Advisory Vote No. 26 (Vote for 1)

82537 ballots (6 over voted ballots, 6 overvotes, 9359 undervotes), 146704 registered voters, turnout 56.26%

Repealed	36606	50.03%
Maintained	36566	49.97%
Total	73172	100.00%
Overvotes	6	
Undervotes	9359	

Advisory Vote No. 27 (Vote for 1)

82537 ballots (3 over voted ballots, 3 overvotes, 7723 undervotes), 146704 registered voters, turnout 56.26%

Repealed	41150	55.01%
Maintained	33661	44.99%
Total	74811	100.00%
Overvotes	3	
Undervotes	7723	

Advisory Vote No. 28 (Vote for 1)

82537 ballots (4 over voted ballots, 4 overvotes, 9101 undervotes), 146704 registered voters, turnout 56.26%

Repealed	29475	40.14%
Maintained	43957	59.86%
Total	73432	100.00%
Overvotes	4	
Undervotes	9101	

Advisory Vote No. 29 (Vote for 1)

82537 ballots (10 over voted ballots, 10 overvotes, 8856 undervotes), 146704 registered voters, turnout 56.26%

Repealed	43513	59.06%
Maintained	30158	40.94%
Total	73671	100.00%
Overvotes	10	
Undervotes	8856	

Advisory Vote No. 30 (Vote for 1)

82537 ballots (6 over voted ballots, 6 overvotes, 8878 undervotes), 146704 registered voters, turnout 56.26%

Repealed	38431	52.18%
Maintained	35222	47.82%
Total	73653	100.00%
Overvotes	6	
Undervotes	8878	

Advisory Vote No. 31 (Vote for 1)

82537 ballots (5 over voted ballots, 5 overvotes, 9358 undervotes), 146704 registered voters, turnout 56.26%

Repealed	30061	41.08%
Maintained	43113	58.92%
Total	73174	100.00%
Overvotes	5	
Undervotes	9358	

Senate Joint Resolution No. 8200 (Vote for 1)

82537 ballots (4 over voted ballots, 4 overvotes, 6844 undervotes), 146704 registered voters, turnout 56.26%

Approved	49627	65.57%
Rejected	26062	34.43%
Total	75689	100.00%
Overvotes	4	
Undervotes	6844	

Statement of Votes Cast by Geography
Whatcom County, Washington, November 5 2019 General, Nov 05, 2019
All Precincts, All Districts, All ScanStations, All Contests, All Boxes
Total Ballots Cast: 82537, Registered Voters: 146704, Overall Turnout: 56.26%

Page: 3 of 20
2019-11-25
16:39:48

Choice	Votes	Vote %
--------	-------	--------

State Senator (Vote for 1)

26254 ballots (0 over voted ballots, 0 overvotes, 1156 undervotes), 46258 registered voters, turnout 56.76%

Eli (Liz) Lovelett	19039	75.86%
Daniel Miller	6008	23.94%
Write-in	51	0.20%
Total	25098	100.00%
Overvotes	0	
Undervotes	1156	

Executive (Vote for 1)

82537 ballots (1 over voted ballots, 1 overvotes, 1802 undervotes), 146704 registered voters, turnout 56.26%

Tony Larson	39387	48.79%
Satpal S. Sidhu	41236	51.08%
Write-in	111	0.14%
Total	80734	100.00%
Overvotes	1	
Undervotes	1802	

Council District 4 (Vote for 1)

16772 ballots (1 over voted ballots, 1 overvotes, 711 undervotes), 29089 registered voters, turnout 57.66%

Kathy Kershner	12110	75.40%
Brian A. Estes	3937	24.51%
Write-in	13	0.08%
Total	16060	100.00%
Overvotes	1	
Undervotes	711	

Council District 5 (Vote for 1)

17074 ballots (2 over voted ballots, 2 overvotes, 705 undervotes), 31142 registered voters, turnout 54.83%

Ben Elenbaas	9594	58.62%
Natalie McClendon	6756	41.28%
Write-in	17	0.10%
Total	16367	100.00%
Overvotes	2	
Undervotes	705	

At-Large Position B (Vote for 1)

82537 ballots (4 over voted ballots, 4 overvotes, 5867 undervotes), 146704 registered voters, turnout 56.26%

Carol Frazey	46640	60.84%
David Ramirez	29894	38.99%
Write-in	132	0.17%
Total	76666	100.00%
Overvotes	4	
Undervotes	5867	

Assessor (Vote for 1)

82537 ballots (6 over voted ballots, 6 overvotes, 9313 undervotes), 146704 registered voters, turnout 56.26%

Rebecca Xczar	37239	50.86%
John Romaker	35832	48.94%
Write-in	147	0.20%
Total	73218	100.00%
Overvotes	6	
Undervotes	9313	

Auditor (Vote for 1)

82537 ballots (0 over voted ballots, 0 overvotes, 26389 undervotes), 146704 registered voters, turnout 56.26%

Diana Bradrick	55484	98.82%
Write-in	664	1.18%
Total	56148	100.00%
Overvotes	0	
Undervotes	26389	

Statement of Votes Cast by Geography
 Whatcom County, Washington, November 5 2019 General, Nov 05, 2019
 All Precincts, All Districts, All ScanStations, All Contests, All Boxes
 Total Ballots Cast: 82537, Registered Voters: 146704, Overall Turnout: 56.26%

Choice	Votes	Vote %
Sheriff (Vote for 1)		
82537 ballots (6 over voted ballots, 6 overvotes, 4010 undervotes), 146704 registered voters, turnout 56.26%		
Joy Gilfilen	24282	30.92%
Bill Elfo	54109	68.91%
Write-in	130	0.17%
Total	78521	100.00%
Overvotes	6	
Undervotes	4010	

Treasurer (Vote for 1)		
82537 ballots (2 over voted ballots, 2 overvotes, 24746 undervotes), 146704 registered voters, turnout 56.26%		
Steven N. Oliver	57209	99.00%
Write-in	580	1.00%
Total	57789	100.00%
Overvotes	2	
Undervotes	24746	

Commissioner District 3 - Port of Bellingham All (Vote for 1)		
82537 ballots (8 over voted ballots, 8 overvotes, 11031 undervotes), 146704 registered voters, turnout 56.26%		
Anthony Distefano	24893	34.82%
Rob (Bobby) Briscoe	46434	64.94%
Write-in	171	0.24%
Total	71498	100.00%
Overvotes	8	
Undervotes	11031	

Mayor - City of Bellingham (Vote for 1)		
32584 ballots (6 over voted ballots, 6 overvotes, 1641 undervotes), 57945 registered voters, turnout 56.23%		
Seth Fleetwood	16486	53.29%
April Barker	14151	45.74%
Write-in	300	0.97%
Total	30937	100.00%
Overvotes	6	
Undervotes	1641	

Council Ward 1 (Vote for 1)		
32584 ballots (4 over voted ballots, 4 overvotes, 4204 undervotes), 57945 registered voters, turnout 56.23%		
Eli (Beth) Hartscho	10384	36.59%
Hannah E. Stone	17828	62.83%
Write-in	164	0.58%
Total	28376	100.00%
Overvotes	4	
Undervotes	4204	

Council Ward 3 (Vote for 1)		
32584 ballots (4 over voted ballots, 4 overvotes, 4508 undervotes), 57945 registered voters, turnout 56.23%		
Daniel Hammill	20777	74.01%
Ash Monts-Treviska	7132	25.41%
Write-in	163	0.58%
Total	28072	100.00%
Overvotes	4	
Undervotes	4508	

Council Ward 5 (Vote for 1)		
32584 ballots (2 over voted ballots, 2 overvotes, 4273 undervotes), 57945 registered voters, turnout 56.23%		
Chanan Suarez	9206	32.52%
Lisa Anderson	18962	66.98%
Write-in	141	0.50%
Total	28309	100.00%
Overvotes	2	
Undervotes	4273	

Statement of Votes Cast by Geography
 Whatcom County, Washington, November 5 2019 General, Nov 05, 2019
 All Precincts, All Districts, All ScanStations, All Contests, All Boxes
 Total Ballots Cast: 82537, Registered Voters: 146704, Overall Turnout: 56.26%

Choice	Votes	Vote %
Council At-Large (Vote for 1)		
32584 ballots (6 over voted ballots, 6 overvotes, 4349 undervotes), 57945 registered voters, turnout 56.23%		
Hollie Huthman	22615	80.11%
Dana Briggs	5429	19.23%
Write-in	185	0.66%
Total	28229	100.00%
Overvotes	6	
Undervotes	4349	
Council Ward 1 Position 1 (Vote for 1)		
2043 ballots (0 over voted ballots, 0 overvotes, 260 undervotes), 3799 registered voters, turnout 53.78%		
Randy R. Roose	438	24.57%
Richard May	1343	75.32%
Write-in	2	0.11%
Total	1783	100.00%
Overvotes	0	
Undervotes	260	
Council Ward 2 Position 3 (Vote for 1)		
2043 ballots (0 over voted ballots, 0 overvotes, 218 undervotes), 3799 registered voters, turnout 53.78%		
Garth Baldwin	1456	79.78%
Steven Tojek	364	19.95%
Write-in	5	0.27%
Total	1825	100.00%
Overvotes	0	
Undervotes	218	
Council Ward 3 Position 5 (Vote for 1)		
2043 ballots (0 over voted ballots, 0 overvotes, 548 undervotes), 3799 registered voters, turnout 53.78%		
Mary Lou Steward	1480	99.00%
Write-in	15	1.00%
Total	1495	100.00%
Overvotes	0	
Undervotes	548	
Council Position 4 - City of Everson (Vote for 1)		
709 ballots (0 over voted ballots, 0 overvotes, 222 undervotes), 1428 registered voters, turnout 49.65%		
John Hammond	466	95.69%
Write-in	21	4.31%
Total	487	100.00%
Overvotes	0	
Undervotes	222	
Council Position 5 - City of Everson (Vote for 1)		
709 ballots (0 over voted ballots, 0 overvotes, 229 undervotes), 1428 registered voters, turnout 49.65%		
Ashley Brown	464	96.67%
Write-in	16	3.33%
Total	480	100.00%
Overvotes	0	
Undervotes	229	
Mayor - City of Ferndale (Vote for 1)		
4802 ballots (0 over voted ballots, 0 overvotes, 159 undervotes), 8660 registered voters, turnout 55.45%		
Jon Mutchler	2183	47.02%
Greg Hansen	2442	52.60%
Write-in	18	0.39%
Total	4643	100.00%
Overvotes	0	
Undervotes	159	

Statement of Votes Cast by Geography
Whatcom County, Washington, November 5 2019 General, Nov 05, 2019
All Precincts, All Districts, All ScanStations, All Contests, All Boxes
Total Ballots Cast: 82537, Registered Voters: 146704, Overall Turnout: 56.26%

Page: 6 of 20
2019-11-25
16:39:48

Choice	Votes	Vote %
Council Position 1 - City of Ferndale (Vote for 1)		
4802 ballots (0 over voted ballots, 0 overvotes, 544 undervotes), 8660 registered voters, turnout 55.45%		
Michael Cox	1310	30.77%
Herb Porter	2934	68.91%
Write-in	14	0.33%
Total	4258	100.00%
Overvotes	0	
Undervotes	544	
Council Position 2 - City of Ferndale (Vote for 1)		
4802 ballots (0 over voted ballots, 0 overvotes, 409 undervotes), 8660 registered voters, turnout 55.45%		
Paul Bulanov	2172	49.44%
Ali Hawkinson	2205	50.19%
Write-in	16	0.36%
Total	4393	100.00%
Overvotes	0	
Undervotes	409	
Council Position 3 - City of Ferndale (Vote for 1)		
4802 ballots (0 over voted ballots, 0 overvotes, 486 undervotes), 8660 registered voters, turnout 55.45%		
Erin Gunter	2908	67.38%
Anya Milton	1396	32.34%
Write-in	12	0.28%
Total	4316	100.00%
Overvotes	0	
Undervotes	486	
Council Position 4 - City of Ferndale (Vote for 1)		
4802 ballots (0 over voted ballots, 0 overvotes, 883 undervotes), 8660 registered voters, turnout 55.45%		
Paul Shuey	1928	49.20%
Teresa N. Taylor	1927	49.17%
Write-in	64	1.63%
Total	3919	100.00%
Overvotes	0	
Undervotes	883	
Council Position 5 - City of Ferndale (Vote for 1)		
4802 ballots (0 over voted ballots, 0 overvotes, 476 undervotes), 8660 registered voters, turnout 55.45%		
Gur (Garry) Sandhu	1133	26.19%
Ryan OLarey	3187	73.67%
Write-in	6	0.14%
Total	4326	100.00%
Overvotes	0	
Undervotes	476	
Council Position 7 (Vote for 1)		
4802 ballots (0 over voted ballots, 0 overvotes, 469 undervotes), 8660 registered voters, turnout 55.45%		
Maralise Fegan	1791	41.33%
Ramon Llanos	2535	58.50%
Write-in	7	0.16%
Total	4333	100.00%
Overvotes	0	
Undervotes	469	
Council Position 1 - City of Lynden (Vote for 1)		
6088 ballots (3 over voted ballots, 3 overvotes, 296 undervotes), 9769 registered voters, turnout 62.32%		
Nikki Turner	1214	20.97%
Gary L. Bode	4567	78.89%
Write-in	8	0.14%

Statement of Votes Cast by Geography
 Whatcom County, Washington, November 5 2019 General, Nov 05, 2019
 All Precincts, All Districts, All ScanStations, All Contests, All Boxes
 Total Ballots Cast: 82537, Registered Voters: 146704, Overall Turnout: 56.26%

Choice	Votes	Vote %
Total	5789	100.00%
Overvotes	3	
Undervotes	296	

Council Position 2 - City of Lynden (Vote for 1)

6088 ballots (9 over voted ballots, 9 overvotes, 394 undervotes), 9769 registered voters, turnout 62.32%

Ronald DeValois	2874	50.55%
Darren Johnson	2801	49.27%
Write-in	10	0.18%
Total	5685	100.00%
Overvotes	9	
Undervotes	394	

Council Position 3 - City of Lynden (Vote for 1)

6088 ballots (3 over voted ballots, 3 overvotes, 873 undervotes), 9769 registered voters, turnout 62.32%

Jesse DeMooy	1876	35.99%
Ger (Jerry) Kuiken	3304	63.39%
Write-in	32	0.61%
Total	5212	100.00%
Overvotes	3	
Undervotes	873	

Council Position 4 - City of Lynden (Vote for 1)

6088 ballots (5 over voted ballots, 5 overvotes, 428 undervotes), 9769 registered voters, turnout 62.32%

Brent Lenssen	4559	80.62%
Jen Marion	1092	19.31%
Write-in	4	0.07%
Total	5655	100.00%
Overvotes	5	
Undervotes	428	

Council Position 1 - City of Nooksack (Vote for 1)

442 ballots (0 over voted ballots, 0 overvotes, 116 undervotes), 892 registered voters, turnout 49.55%

Steve C. Neyens	322	98.77%
Write-in	4	1.23%
Total	326	100.00%
Overvotes	0	
Undervotes	116	

Council Position 2 - City of Nooksack (Vote for 1)

442 ballots (0 over voted ballots, 0 overvotes, 150 undervotes), 892 registered voters, turnout 49.55%

Randy Relethford	288	98.63%
Write-in	4	1.37%
Total	292	100.00%
Overvotes	0	
Undervotes	150	

Council Position 4 - City of Nooksack (Vote for 1)

442 ballots (0 over voted ballots, 0 overvotes, 144 undervotes), 892 registered voters, turnout 49.55%

Scott Bodven	290	97.32%
Write-in	8	2.68%
Total	298	100.00%
Overvotes	0	
Undervotes	144	

Council Position 5 - City of Nooksack (Vote for 1)

442 ballots (0 over voted ballots, 0 overvotes, 136 undervotes), 892 registered voters, turnout 49.55%

Marshall Judy	302	98.69%
Write-in	4	1.31%

Statement of Votes Cast by Geography
 Whatcom County, Washington, November 5 2019 General, Nov 05, 2019
 All Precincts, All Districts, All ScanStations, All Contests, All Boxes
 Total Ballots Cast: 82537, Registered Voters: 146704, Overall Turnout: 56.26%

Choice	Votes	Vote %
Total	306	100.00%
Overvotes	0	
Undervotes	136	

Council Position 3 - City of Sumas (Vote for 1)

395 ballots (1 over voted ballots, 1 overvotes, 40 undervotes), 846 registered voters, turnout 46.69%

Deborah Morgan	176	49.72%
Todd Daniels	176	49.72%
Write-in	2	0.56%
Total	354	100.00%
Overvotes	1	
Undervotes	40	

Council Position 5 - City of Sumas (Vote for 1)

395 ballots (2 over voted ballots, 2 overvotes, 51 undervotes), 846 registered voters, turnout 46.69%

Jesse Clawson	190	55.56%
Gary DeBont	148	43.27%
Write-in	4	1.17%
Total	342	100.00%
Overvotes	2	
Undervotes	51	

Director Position 1 - Bellingham School District 501 (Vote for 1)

41500 ballots (0 over voted ballots, 0 overvotes, 16030 undervotes), 73544 registered voters, turnout 56.43%

Camille Diaz Hackler	24981	98.08%
Write-in	489	1.92%
Total	25470	100.00%
Overvotes	0	
Undervotes	16030	

Director Position 2 - Bellingham School District 501 (Vote for 1)

41500 ballots (2 over voted ballots, 2 overvotes, 9409 undervotes), 73544 registered voters, turnout 56.43%

Matt Serier	8353	26.03%
Katie Rose	23591	73.52%
Write-in	145	0.45%
Total	32089	100.00%
Overvotes	2	
Undervotes	9409	

Director Position 3 - Bellingham School District 501 (Vote for 1)

41500 ballots (3 over voted ballots, 3 overvotes, 8719 undervotes), 73544 registered voters, turnout 56.43%

Alex McLean	9489	28.95%
Kelly Bashaw	23094	70.46%
Write-in	195	0.59%
Total	32778	100.00%
Overvotes	3	
Undervotes	8719	

Director District 1 - Ferndale School District 502 (Vote for 1)

12628 ballots (0 over voted ballots, 0 overvotes, 4230 undervotes), 22545 registered voters, turnout 56.01%

Kevin Erickson	8278	98.57%
Write-in	120	1.43%
Total	8398	100.00%
Overvotes	0	
Undervotes	4230	

Director District 2 - Ferndale School District 502 (Vote for 1)

12628 ballots (0 over voted ballots, 0 overvotes, 4464 undervotes), 22545 registered voters, turnout 56.01%

Melinda Cool	8050	98.60%
Write-in	114	1.40%

Statement of Votes Cast by Geography
 Whatcom County, Washington, November 5 2019 General, Nov 05, 2019
 All Precincts, All Districts, All ScanStations, All Contests, All Boxes
 Total Ballots Cast: 82537, Registered Voters: 146704, Overall Turnout: 56.26%

Choice	Votes	Vote %
Total	8164	100.00%
Overvotes	0	
Undervotes	4464	

Director District 3 - Ferndale School District 502 (Vote for 1)
12628 ballots (0 over voted ballots, 0 overvotes, 4468 undervotes), 22545 registered voters, turnout 56.01%

Jessie L. Deardorff	8039	98.52%
Write-in	121	1.48%
Total	8160	100.00%
Overvotes	0	
Undervotes	4468	

Director District 1 - Blaine School District 503 (Vote for 1)
6894 ballots (0 over voted ballots, 0 overvotes, 2246 undervotes), 12758 registered voters, turnout 54.04%

Todd Nunamaker	4592	98.80%
Write-in	56	1.20%
Total	4648	100.00%
Overvotes	0	
Undervotes	2246	

Director District 2 - Blaine School District 503 (Vote for 1)
6894 ballots (0 over voted ballots, 0 overvotes, 1216 undervotes), 12758 registered voters, turnout 54.04%

Todd Berge	2465	43.41%
Dougal Thomas	3199	56.34%
Write-in	14	0.25%
Total	5678	100.00%
Overvotes	0	
Undervotes	1216	

Director District 4 - Blaine School District 503 (Vote for 1)
6894 ballots (2 over voted ballots, 2 overvotes, 1198 undervotes), 12758 registered voters, turnout 54.04%

Charles Gibson	2962	52.02%
Tana Perkins Reneau	2708	47.56%
Write-in	24	0.42%
Total	5694	100.00%
Overvotes	2	
Undervotes	1198	

Director Position 1 - Lynden School District 504 (Vote for 1)
8598 ballots (3 over voted ballots, 3 overvotes, 1920 undervotes), 13848 registered voters, turnout 62.09%

Jason Swendt	2246	33.65%
C.J. Costanti	4416	66.16%
Write-in	13	0.19%
Total	6675	100.00%
Overvotes	3	
Undervotes	1920	

Director Position 2 - Lynden School District 504 (Vote for 1)
8598 ballots (0 over voted ballots, 0 overvotes, 3265 undervotes), 13848 registered voters, turnout 62.09%

Brian Johnson	5291	99.21%
Write-in	42	0.79%
Total	5333	100.00%
Overvotes	0	
Undervotes	3265	

Director Position 3 - Lynden School District 504 (Vote for 1)
8598 ballots (0 over voted ballots, 0 overvotes, 2910 undervotes), 13848 registered voters, turnout 62.09%

David E. Vis	5640	99.16%
Write-in	48	0.84%

Statement of Votes Cast by Geography
 Whatcom County, Washington, November 5 2019 General, Nov 05, 2019
 All Precincts, All Districts, All ScanStations, All Contests, All Boxes
 Total Ballots Cast: 82537, Registered Voters: 146704, Overall Turnout: 56.26%

Choice	Votes	Vote %
Total	5688	100.00%
Overvotes	0	
Undervotes	2910	

Director District 1 - Meridian School District 505 (Vote for 1)

4176 ballots (0 over voted ballots, 0 overvotes, 1364 undervotes), 7371 registered voters, turnout 56.65%

Sara Bernardy	2795	99.40%
Write-in	17	0.60%
Total	2812	100.00%
Overvotes	0	
Undervotes	1364	

Director District 4 - Meridian School District 505 (Vote for 1)

4176 ballots (0 over voted ballots, 0 overvotes, 1530 undervotes), 7371 registered voters, turnout 56.65%

Marty Gray	2620	99.02%
Write-in	26	0.98%
Total	2646	100.00%
Overvotes	0	
Undervotes	1530	

Director District 5 - Meridian School District 505 (Vote for 1)

4176 ballots (0 over voted ballots, 0 overvotes, 1595 undervotes), 7371 registered voters, turnout 56.65%

Craig Mitchell	2553	98.92%
Write-in	28	1.08%
Total	2581	100.00%
Overvotes	0	
Undervotes	1595	

Director District 3 - Nooksack Valley School District 506 (Vote for 1)

3444 ballots (0 over voted ballots, 0 overvotes, 1105 undervotes), 6551 registered voters, turnout 52.57%

Cheryl Thornton	2312	98.85%
Write-in	27	1.15%
Total	2339	100.00%
Overvotes	0	
Undervotes	1105	

Director District 4 - Nooksack Valley School District 506 (Vote for 1)

3444 ballots (0 over voted ballots, 0 overvotes, 971 undervotes), 6551 registered voters, turnout 52.57%

Jason Heutink	2426	98.10%
Write-in	47	1.90%
Total	2473	100.00%
Overvotes	0	
Undervotes	971	

Director District 5 - Nooksack Valley School District 506 (Vote for 1)

3444 ballots (0 over voted ballots, 0 overvotes, 1055 undervotes), 6551 registered voters, turnout 52.57%

Mark Olson	2353	98.49%
Write-in	36	1.51%
Total	2389	100.00%
Overvotes	0	
Undervotes	1055	

Director District 2 - Mt Baker School District 507 (Vote for 1)

5285 ballots (1 over voted ballots, 1 overvotes, 1923 undervotes), 10055 registered voters, turnout 52.56%

Karen Reich	3307	98.39%
Write-in	54	1.61%
Total	3361	100.00%
Overvotes	1	
Undervotes	1923	

Statement of Votes Cast by Geography
 Whatcom County, Washington, November 5 2019 General, Nov 05, 2019
 All Precincts, All Districts, All ScanStations, All Contests, All Boxes
 Total Ballots Cast: 82537, Registered Voters: 146704, Overall Turnout: 56.26%

Choice	Votes	Vote %
Director District 3 - Mt Baker School District 507 (Vote for 1)		
5285 ballots (0 over voted ballots, 0 overvotes, 2019 undervotes), 10055 registered voters, turnout 52.56%		
Annie Elder	3214	98.41%
Write-in	52	1.59%
Total	3266	100.00%
Overvotes	0	
Undervotes	2019	
Director District 5 - Mt Baker School District 507 (Vote for 1)		
5285 ballots (0 over voted ballots, 0 overvotes, 861 undervotes), 10055 registered voters, turnout 52.56%		
Theresa Sygitowicz	2081	47.04%
Russ Pfeiffer-Hoyt	2315	52.33%
Write-in	28	0.63%
Total	4424	100.00%
Overvotes	0	
Undervotes	861	
Director District 2 - Concrete School District No. 11 (Vote for 1)		
12 ballots (0 over voted ballots, 0 overvotes, 2 undervotes), 30 registered voters, turnout 40.00%		
Michael Brondi	10	100.00%
Write-in	0	0.00%
Total	10	100.00%
Overvotes	0	
Undervotes	2	
Director District 4, At-Large (Vote for 1)		
12 ballots (0 over voted ballots, 0 overvotes, 2 undervotes), 30 registered voters, turnout 40.00%		
Sue Watts	10	100.00%
Write-in	0	0.00%
Total	10	100.00%
Overvotes	0	
Undervotes	2	
Director District 5, At-Large (Vote for 1)		
12 ballots (0 over voted ballots, 0 overvotes, 2 undervotes), 30 registered voters, turnout 40.00%		
Dolores Elliott	10	100.00%
Write-in	0	0.00%
Total	10	100.00%
Overvotes	0	
Undervotes	2	
Commissioner Position 3 - Fire Protection District 1 (Vote for 1)		
3977 ballots (0 over voted ballots, 0 overvotes, 995 undervotes), 7263 registered voters, turnout 54.76%		
Sha Whitford-Ahlers	1546	51.84%
Gary D. Almy	1414	47.42%
Write-in	22	0.74%
Total	2982	100.00%
Overvotes	0	
Undervotes	995	
Commissioner Position 3 - Fire Protection District 4 (Vote for 1)		
4156 ballots (0 over voted ballots, 0 overvotes, 1548 undervotes), 7030 registered voters, turnout 59.12%		
Dav (Sa Dave) Hanson	2582	99.00%
Write-in	26	1.00%
Total	2608	100.00%
Overvotes	0	
Undervotes	1548	
Commissioner Position 1 - Fire Protection District 5 (Vote for 1)		
465 ballots (0 over voted ballots, 0 overvotes, 83 undervotes), 1091 registered voters, turnout 42.62%		
Virginia Lester	376	98.43%

Statement of Votes Cast by Geography
 Whatcom County, Washington, November 5 2019 General, Nov 05, 2019
 All Precincts, All Districts, All ScanStations, All Contests, All Boxes
 Total Ballots Cast: 82537, Registered Voters: 146704, Overall Turnout: 56.26%

Choice	Votes	Vote %
Write-in	6	1.57%
Total	382	100.00%
Overvotes	0	
Undervotes	83	

Commissioner Position 2 - Fire Protection District 5 (Vote for 1)

465 ballots (0 over voted ballots, 0 overvotes, 132 undervotes), 1091 registered voters, turnout 42.62%

Raye Newmen	331	99.40%
Write-in	2	0.60%
Total	333	100.00%
Overvotes	0	
Undervotes	132	

Commissioner Position 3 - Fire Protection District 5 (Vote for 1)

465 ballots (0 over voted ballots, 0 overvotes, 114 undervotes), 1091 registered voters, turnout 42.62%

Pat Harper	348	99.15%
Write-in	3	0.85%
Total	351	100.00%
Overvotes	0	
Undervotes	114	

Commissioner Position 1 - Fire Protection District 7 (Vote for 1)

9286 ballots (0 over voted ballots, 0 overvotes, 3061 undervotes), 16157 registered voters, turnout 57.47%

Kendra Cristelli	6137	98.59%
Write-in	88	1.41%
Total	6225	100.00%
Overvotes	0	
Undervotes	3061	

Commissioner Position 3 - Fire Protection District 7 (Vote for 1)

9286 ballots (0 over voted ballots, 0 overvotes, 1849 undervotes), 16157 registered voters, turnout 57.47%

Scott Brown	1925	25.88%
Mike Murphy	5476	73.63%
Write-in	36	0.48%
Total	7437	100.00%
Overvotes	0	
Undervotes	1849	

Commissioner Position 1 - Fire Protection District 8 (Vote for 1)

2308 ballots (0 over voted ballots, 0 overvotes, 845 undervotes), 4976 registered voters, turnout 46.38%

Roger Buswell	1441	98.50%
Write-in	22	1.50%
Total	1463	100.00%
Overvotes	0	
Undervotes	845	

Commissioner Position 2 - Fire Protection District 8 (Vote for 1)

2308 ballots (0 over voted ballots, 0 overvotes, 826 undervotes), 4976 registered voters, turnout 46.38%

David Lehmann	1466	98.92%
Write-in	16	1.08%
Total	1482	100.00%
Overvotes	0	
Undervotes	826	

Commissioner Position 3 - Fire Protection District 11 (Vote for 1)

602 ballots (0 over voted ballots, 0 overvotes, 161 undervotes), 812 registered voters, turnout 74.14%

Bill Lee	434	98.41%
Write-in	7	1.59%
Total	441	100.00%
Overvotes	0	
Undervotes	161	

Statement of Votes Cast by Geography
Whatcom County, Washington, November 5 2019 General, Nov 05, 2019
All Precincts, All Districts, All ScanStations, All Contests, All Boxes
Total Ballots Cast: 82537, Registered Voters: 146704, Overall Turnout: 56.26%

Page: 13 of 20
2019-11-25
16:39:48

Choice	Votes	Vote %
Commissioner Position 1 - Fire Protection District 14 (Vote for 1)		
1963 ballots (0 over voted ballots, 0 overvotes, 636 undervotes), 3964 registered voters, turnout 49.52%		
Chris Moe	1306	98.42%
Write-in	21	1.58%
Total	1327	100.00%
Overvotes	0	
Undervotes	636	
Commissioner Position 3 - Fire Protection District 14 (Vote for 1)		
1963 ballots (0 over voted ballots, 0 overvotes, 723 undervotes), 3964 registered voters, turnout 49.52%		
RobRoy Graham	1213	97.82%
Write-in	27	2.18%
Total	1240	100.00%
Overvotes	0	
Undervotes	723	
Commissioner Position 3 - Fire Protection District 16 (Vote for 1)		
648 ballots (0 over voted ballots, 0 overvotes, 241 undervotes), 1161 registered voters, turnout 55.81%		
Jeff Hindman	401	98.53%
Write-in	6	1.47%
Total	407	100.00%
Overvotes	0	
Undervotes	241	
Commissioner Position 3 - Fire Protection District 17 (Vote for 1)		
717 ballots (0 over voted ballots, 0 overvotes, 241 undervotes), 1269 registered voters, turnout 56.50%		
James Taxdahl	472	99.16%
Write-in	4	0.84%
Total	476	100.00%
Overvotes	0	
Undervotes	241	
Commissioner Position 1 - Fire Protection District 18 (Vote for 1)		
601 ballots (0 over voted ballots, 0 overvotes, 182 undervotes), 1345 registered voters, turnout 44.68%		
Justin Wright	413	98.57%
Write-in	6	1.43%
Total	419	100.00%
Overvotes	0	
Undervotes	182	
Commissioner Position 3 - Fire Protection District 18 (Vote for 1)		
601 ballots (0 over voted ballots, 0 overvotes, 198 undervotes), 1345 registered voters, turnout 44.68%		
Tari Caswell	394	97.77%
Write-in	9	2.23%
Total	403	100.00%
Overvotes	0	
Undervotes	198	
Commissioner Position 3 - Fire Protection District 21 (Vote for 1)		
12757 ballots (0 over voted ballots, 0 overvotes, 2579 undervotes), 22482 registered voters, turnout 56.74%		
Scott Fischer	6497	63.83%
Kathy Berg	3641	35.77%
Write-in	40	0.39%
Total	10178	100.00%
Overvotes	0	
Undervotes	2579	
Commissioner Position 3 - Glacier Fire and Rescue (Vote for 1)		
165 ballots (0 over voted ballots, 0 overvotes, 26 undervotes), 374 registered voters, turnout 44.12%		
Steve Siekkinen	139	100.00%
Write-in	0	0.00%

Statement of Votes Cast by Geography
 Whatcom County, Washington, November 5 2019 General, Nov 05, 2019
 All Precincts, All Districts, All ScanStations, All Contests, All Boxes
 Total Ballots Cast: 82537, Registered Voters: 146704, Overall Turnout: 56.26%

Choice	Votes	Vote %
Total	139	100.00%
Overvotes	0	
Undervotes	26	

Commissioner District 4 - South Whatcom Fire Authority (Vote for 1)
5785 ballots (0 over voted ballots, 0 overvotes, 2115 undervotes), 10091 registered voters, turnout 57.33%

Stefen Paige	3641	99.21%
Write-in	29	0.79%
Total	3670	100.00%
Overvotes	0	
Undervotes	2115	

Commissioner District 5 (Vote for 1)
5785 ballots (0 over voted ballots, 0 overvotes, 2089 undervotes), 10091 registered voters, turnout 57.33%

Jim Peeples	3653	98.84%
Write-in	43	1.16%
Total	3696	100.00%
Overvotes	0	
Undervotes	2089	

Commissioner Position 3 - Water District 2 (Vote for 1)
666 ballots (0 over voted ballots, 0 overvotes, 234 undervotes), 1100 registered voters, turnout 60.55%

Maxine Visser	427	98.84%
Write-in	5	1.16%
Total	432	100.00%
Overvotes	0	
Undervotes	234	

Commissioner Position 3 - Point Roberts Water District 4 (Vote for 1)
465 ballots (0 over voted ballots, 0 overvotes, 129 undervotes), 1091 registered voters, turnout 42.62%

Arthur S. Reber	318	94.64%
Write-in	18	5.36%
Total	336	100.00%
Overvotes	0	
Undervotes	129	

Commissioner Position 3 - Water District 7 (Vote for 1)
943 ballots (0 over voted ballots, 0 overvotes, 352 undervotes), 1616 registered voters, turnout 58.35%

Mark Lann	584	98.82%
Write-in	7	1.18%
Total	591	100.00%
Overvotes	0	
Undervotes	352	

Commissioner Position 1 - Birch Bay Water and Sewer District (Vote for 1)
3683 ballots (0 over voted ballots, 0 overvotes, 1123 undervotes), 6645 registered voters, turnout 55.43%

Jeff Benner	2539	99.18%
Write-in	21	0.82%
Total	2560	100.00%
Overvotes	0	
Undervotes	1123	

Commissioner Position 3 - Birch Bay Water and Sewer District (Vote for 1)
3683 ballots (1 over voted ballots, 1 overvotes, 676 undervotes), 6645 registered voters, turnout 55.43%

Fred Reid	2058	68.46%
Patrick Alesse	935	31.10%
Write-in	13	0.43%
Total	3006	100.00%
Overvotes	1	
Undervotes	676	

Statement of Votes Cast by Geography
Whatcom County, Washington, November 5 2019 General, Nov 05, 2019
All Precincts, All Districts, All ScanStations, All Contests, All Boxes
Total Ballots Cast: 82537, Registered Voters: 146704, Overall Turnout: 56.26%

Page: 15 of 20
2019-11-25
16:39:48

Choice	Votes	Vote %
Commissioner District 3 - Lake Whatcom Water and Sewer District (Vote for 1)		
4499 ballots (0 over voted ballots, 0 overvotes, 1898 undervotes), 7909 registered voters, turnout 56.88%		
Bruce R. Ford	2568	98.73%
Write-in	33	1.27%
Total	2601	100.00%
Overvotes	0	
Undervotes	1898	
Commissioner District 4 - Lake Whatcom Water and Sewer District (Vote for 1)		
4499 ballots (0 over voted ballots, 0 overvotes, 1981 undervotes), 7909 registered voters, turnout 56.88%		
Leslie McRoberts	2343	93.05%
Write-in	175	6.95%
Total	2518	100.00%
Overvotes	0	
Undervotes	1981	
Commissioner Position 3 - Samish Water District (Vote for 1)		
464 ballots (0 over voted ballots, 0 overvotes, 182 undervotes), 780 registered voters, turnout 59.49%		
Art Baddorf	272	96.45%
Write-in	10	3.55%
Total	282	100.00%
Overvotes	0	
Undervotes	182	
Commissioner Position 1 - Water District 13 (Vote for 1)		
214 ballots (0 over voted ballots, 0 overvotes, 81 undervotes), 513 registered voters, turnout 41.72%		
Robert Vandenhaak	130	97.74%
Write-in	3	2.26%
Total	133	100.00%
Overvotes	0	
Undervotes	81	
Commissioner Position 3 - Water District 13 (Vote for 1)		
214 ballots (0 over voted ballots, 0 overvotes, 85 undervotes), 513 registered voters, turnout 41.72%		
Jackue Fowler	122	94.57%
Write-in	7	5.43%
Total	129	100.00%
Overvotes	0	
Undervotes	85	
Commissioner Position 4 - Water District 13 (Vote for 1)		
214 ballots (0 over voted ballots, 0 overvotes, 73 undervotes), 513 registered voters, turnout 41.72%		
Richard Whitson	124	87.94%
Write-in	17	12.06%
Total	141	100.00%
Overvotes	0	
Undervotes	73	
Commissioner Position 3 - Glacier Water District 14 (Vote for 1)		
118 ballots (0 over voted ballots, 0 overvotes, 12 undervotes), 247 registered voters, turnout 47.77%		
James Evangelista	102	96.23%
Write-in	4	3.77%
Total	106	100.00%
Overvotes	0	
Undervotes	12	
Commissioner Position 3 - Columbia Valley Water District (Vote for 1)		
479 ballots (0 over voted ballots, 0 overvotes, 126 undervotes), 1273 registered voters, turnout 37.63%		
Brian Gillis	334	94.62%
Write-in	19	5.38%

Statement of Votes Cast by Geography
 Whatcom County, Washington, November 5 2019 General, Nov 05, 2019
 All Precincts, All Districts, All ScanStations, All Contests, All Boxes
 Total Ballots Cast: 82537, Registered Voters: 146704, Overall Turnout: 56.26%

Choice	Votes	Vote %
Total	353	100.00%
Overvotes	0	
Undervotes	126	

Commissioner Position 1 - Cemetery District 2 (Vote for 1)

602 ballots (0 over voted ballots, 0 overvotes, 176 undervotes), 812 registered voters, turnout 74.14%

Charles Baker	418	98.12%
Write-in	8	1.88%
Total	426	100.00%
Overvotes	0	
Undervotes	176	

Commissioner Position 2 - Cemetery District 2 (Vote for 1)

602 ballots (0 over voted ballots, 0 overvotes, 132 undervotes), 812 registered voters, turnout 74.14%

Kathy Thurber	469	99.79%
Write-in	1	0.21%
Total	470	100.00%
Overvotes	0	
Undervotes	132	

Commissioner Position 3 - Cemetery District 2 (Vote for 1)

602 ballots (0 over voted ballots, 0 overvotes, 178 undervotes), 812 registered voters, turnout 74.14%

Janet Lutz-Smith	418	98.58%
Write-in	6	1.42%
Total	424	100.00%
Overvotes	0	
Undervotes	178	

Commissioner Position 2 - Cemetery District 3 (Vote for 1)

186 ballots (0 over voted ballots, 0 overvotes, 86 undervotes), 369 registered voters, turnout 50.41%

Travis Skinner	100	100.00%
Write-in	0	0.00%
Total	100	100.00%
Overvotes	0	
Undervotes	86	

Commissioner Position 3 - Cemetery District 3 (Vote for 1)

186 ballots (0 over voted ballots, 0 overvotes, 72 undervotes), 369 registered voters, turnout 50.41%

Gary Gehling	108	94.74%
Write-in	6	5.26%
Total	114	100.00%
Overvotes	0	
Undervotes	72	

Commissioner Position 3 - Cemetery District 4 (Vote for 1)

2473 ballots (0 over voted ballots, 0 overvotes, 871 undervotes), 4132 registered voters, turnout 59.85%

David J. Kratzig	1587	99.06%
Write-in	15	0.94%
Total	1602	100.00%
Overvotes	0	
Undervotes	871	

Commissioner Position 3 - Cemetery District 5 (Vote for 1)

357 ballots (0 over voted ballots, 0 overvotes, 141 undervotes), 649 registered voters, turnout 55.01%

Melvin Kuipers	214	99.07%
Write-in	2	0.93%
Total	216	100.00%
Overvotes	0	
Undervotes	141	

Statement of Votes Cast by Geography
Whatcom County, Washington, November 5 2019 General, Nov 05, 2019
All Precincts, All Districts, All ScanStations, All Contests, All Boxes
Total Ballots Cast: 82537, Registered Voters: 146704, Overall Turnout: 56.26%

Page: 17 of 20
2019-11-25
16:39:48

Choice	Votes	Vote %
Commissioner Position 3 - Cemetery District 6 (Vote for 1)		
7419 ballots (0 over voted ballots, 0 overvotes, 2490 undervotes), 13423 registered voters, turnout 55.27%		
Catherine Flaherty	4867	98.74%
Write-in	62	1.26%
Total	4929	100.00%
Overvotes	0	
Undervotes	2490	
Commissioner Position 3 - Cemetery District 7 (Vote for 1)		
2676 ballots (0 over voted ballots, 0 overvotes, 1036 undervotes), 4302 registered voters, turnout 62.20%		
Jim Larsen	1622	98.90%
Write-in	18	1.10%
Total	1640	100.00%
Overvotes	0	
Undervotes	1036	
Commissioner Position 3 - Cemetery District 8 (Vote for 1)		
465 ballots (0 over voted ballots, 0 overvotes, 94 undervotes), 1091 registered voters, turnout 42.62%		
Pauline DeHaan	369	99.46%
Write-in	2	0.54%
Total	371	100.00%
Overvotes	0	
Undervotes	94	
Commissioner Position 2 - Cemetery District 9 (Vote for 1)		
2298 ballots (0 over voted ballots, 0 overvotes, 799 undervotes), 4355 registered voters, turnout 52.77%		
Virginia Arnason	1483	98.93%
Write-in	16	1.07%
Total	1499	100.00%
Overvotes	0	
Undervotes	799	
Commissioner Position 3 - Cemetery District 9 (Vote for 1)		
2298 ballots (0 over voted ballots, 0 overvotes, 668 undervotes), 4355 registered voters, turnout 52.77%		
James Ackerman	1113	68.28%
Lonnie L. Davenport	495	30.37%
Write-in	22	1.35%
Total	1630	100.00%
Overvotes	0	
Undervotes	668	
Commissioner Position 3 - Cemetery District 10 (Vote for 1)		
8117 ballots (0 over voted ballots, 0 overvotes, 3057 undervotes), 13167 registered voters, turnout 61.65%		
Patrick Keily	5032	99.45%
Write-in	28	0.55%
Total	5060	100.00%
Overvotes	0	
Undervotes	3057	
Commissioner Position 3 - Cemetery District 11 (Vote for 1)		
289 ballots (0 over voted ballots, 0 overvotes, 109 undervotes), 546 registered voters, turnout 52.93%		
Donald Harvey	175	97.22%
Write-in	5	2.78%
Total	180	100.00%
Overvotes	0	
Undervotes	109	
Commissioner Position 1 - Point Roberts Park and Recreation District 1 (Vote for 1)		
465 ballots (0 over voted ballots, 0 overvotes, 46 undervotes), 1091 registered voters, turnout 42.62%		
Hugh Wilson	202	48.21%
Bennett Blaustein	216	51.55%

Statement of Votes Cast by Geography
 Whatcom County, Washington, November 5 2019 General, Nov 05, 2019
 All Precincts, All Districts, All ScanStations, All Contests, All Boxes
 Total Ballots Cast: 82537, Registered Voters: 146704, Overall Turnout: 56.26%

Choice	Votes	Vote %
Write-in	1	0.24%
Total	419	100.00%
Overvotes	0	
Undervotes	46	

Commissioner Position 2 - Point Roberts Park and Recreation District 1 (Vote for 1)

465 ballots (0 over voted ballots, 0 overvotes, 150 undervotes), 1091 registered voters, turnout 42.62%

Michele Wallis	313	99.37%
Write-in	2	0.63%
Total	315	100.00%
Overvotes	0	
Undervotes	150	

Commissioner Position 3 - Point Roberts Park and Recreation District 1 (Vote for 1)

465 ballots (1 over voted ballots, 1 overvotes, 144 undervotes), 1091 registered voters, turnout 42.62%

Holly Robinson	311	97.19%
Write-in	9	2.81%
Total	320	100.00%
Overvotes	1	
Undervotes	144	

Commissioner Position 5 - Point Roberts Park and Recreation District 1 (Vote for 1)

465 ballots (0 over voted ballots, 0 overvotes, 157 undervotes), 1091 registered voters, turnout 42.62%

Chwynyn Vaughan	307	99.68%
Write-in	1	0.32%
Total	308	100.00%
Overvotes	0	
Undervotes	157	

Commissioner Position 1 - Blaine-Birch Bay Park and Recreation District 2 (Vote for 1)

6429 ballots (0 over voted ballots, 0 overvotes, 2046 undervotes), 11667 registered voters, turnout 55.10%

Richard Sturgill	4343	99.09%
Write-in	40	0.91%
Total	4383	100.00%
Overvotes	0	
Undervotes	2046	

Commissioner Position 3 - Blaine-Birch Bay Park and Recreation District 2 (Vote for 1)

6429 ballots (0 over voted ballots, 0 overvotes, 2150 undervotes), 11667 registered voters, turnout 55.10%

Jeffery Carrington	4219	98.60%
Write-in	60	1.40%
Total	4279	100.00%
Overvotes	0	
Undervotes	2150	

Commissioner Position 5 - Blaine-Birch Bay Park and Recreation District 2 (Vote for 1)

6429 ballots (0 over voted ballots, 0 overvotes, 2126 undervotes), 11667 registered voters, turnout 55.10%

David Wilbrecht	4264	99.09%
Write-in	39	0.91%
Total	4303	100.00%
Overvotes	0	
Undervotes	2126	

Proposition 2019-4 (Vote for 1)

8598 ballots (0 over voted ballots, 0 overvotes, 472 undervotes), 13848 registered voters, turnout 62.09%

Approved	5052	62.17%
Rejected	3074	37.83%
Total	8126	100.00%
Overvotes	0	
Undervotes	472	

Statement of Votes Cast by Geography
 Whatcom County, Washington, November 5 2019 General, Nov 05, 2019
 All Precincts, All Districts, All ScanStations, All Contests, All Boxes
 Total Ballots Cast: 82537, Registered Voters: 146704, Overall Turnout: 56.26%

Choice	Votes	Vote %
Commissioner Position 2 - Lynden Regional Park and Recreation District 3 (Vote for 1)		
8598 ballots (3 over voted ballots, 3 overvotes, 1960 undervotes), 13848 registered voters, turnout 62.09%		
James Rose	2763	41.64%
Ronald Van Soest	3858	58.15%
Write-in	14	0.21%
Total	6635	100.00%
Overvotes	3	
Undervotes	1960	
Commissioner Position 3 - Lynden Regional Park and Recreation District 3 (Vote for 1)		
8598 ballots (0 over voted ballots, 0 overvotes, 3081 undervotes), 13848 registered voters, turnout 62.09%		
Tyl (T. Timmermans	5479	99.31%
Write-in	38	0.69%
Total	5517	100.00%
Overvotes	0	
Undervotes	3081	
Commissioner Position 5 - Lynden Regional Park and Recreation District 3 (Vote for 1)		
8598 ballots (0 over voted ballots, 0 overvotes, 3169 undervotes), 13848 registered voters, turnout 62.09%		
Harvey Pelleboer	5389	99.26%
Write-in	40	0.74%
Total	5429	100.00%
Overvotes	0	
Undervotes	3169	
Commissioner Position 1 - Chuckanut Community Forest Park District (Vote for 1)		
5679 ballots (0 over voted ballots, 0 overvotes, 2153 undervotes), 9017 registered voters, turnout 62.98%		
John McLaughlin	3495	99.12%
Write-in	31	0.88%
Total	3526	100.00%
Overvotes	0	
Undervotes	2153	
Commissioner Position 3 - Chuckanut Community Forest Park District (Vote for 1)		
5679 ballots (0 over voted ballots, 0 overvotes, 2119 undervotes), 9017 registered voters, turnout 62.98%		
Hue Beattie	3526	99.04%
Write-in	34	0.96%
Total	3560	100.00%
Overvotes	0	
Undervotes	2119	
Commissioner Position 4 - Chuckanut Community Forest Park District (Vote for 1)		
5679 ballots (0 over voted ballots, 0 overvotes, 2369 undervotes), 9017 registered voters, turnout 62.98%		
John G. Brown	3271	98.82%
Write-in	39	1.18%
Total	3310	100.00%
Overvotes	0	
Undervotes	2369	
Commissioner Position 1 - Columbia Valley Park & Recreation District (Vote for 1)		
728 ballots (0 over voted ballots, 0 overvotes, 226 undervotes), 1867 registered voters, turnout 38.99%		
Carl McDaniel	485	96.61%
Write-in	17	3.39%
Total	502	100.00%
Overvotes	0	
Undervotes	226	
Commissioner Position 3 - Columbia Valley Park & Recreation District (Vote for 1)		
728 ballots (0 over voted ballots, 0 overvotes, 247 undervotes), 1867 registered voters, turnout 38.99%		
Rebecca Boonstra	463	96.26%
Write-in	18	3.74%

Statement of Votes Cast by Geography
Whatcom County, Washington, November 5 2019 General, Nov 05, 2019
All Precincts, All Districts, All ScanStations, All Contests, All Boxes
Total Ballots Cast: 82537, Registered Voters: 146704, Overall Turnout: 56.26%

Page: 20 of 20
2019-11-25
16:39:48

Choice	Votes	Vote %
Total	481	100.00%
Overvotes	0	
Undervotes	247	

Commissioner Position 4 - Columbia Valley Park & Recreation District (Vote for 1)

728 ballots (0 over voted ballots, 0 overvotes, 266 undervotes), 1867 registered voters, turnout 38.99%

Andrew Towle	438	94.81%
Write-in	24	5.19%
Total	462	100.00%
Overvotes	0	
Undervotes	266	

Commissioner Position 1 - Point Roberts Public Hospital District (Vote for 1)

465 ballots (0 over voted ballots, 0 overvotes, 125 undervotes), 1091 registered voters, turnout 42.62%

Richard Dennis	339	99.71%
Write-in	1	0.29%
Total	340	100.00%
Overvotes	0	
Undervotes	125	

Commissioner Position 2 - Point Roberts Public Hospital District (Vote for 1)

465 ballots (0 over voted ballots, 0 overvotes, 106 undervotes), 1091 registered voters, turnout 42.62%

Stephen T. Falk	355	98.89%
Write-in	4	1.11%
Total	359	100.00%
Overvotes	0	
Undervotes	106	

Commissioner Position 3 - HOSPITAL DISTRICT 304 (Vote for 1)

12 ballots (0 over voted ballots, 0 overvotes, 1 undervotes), 30 registered voters, turnout 40.00%

Morgan Steele	7	63.64%
Gary L.Kent	4	36.36%
Write-in	0	0.00%
Total	11	100.00%
Overvotes	0	
Undervotes	1	

Commissioner Position 5 - HOSPITAL DISTRICT 304 (Vote for 1)

12 ballots (0 over voted ballots, 0 overvotes, 2 undervotes), 30 registered voters, turnout 40.00%

Robert M. Stanley	10	100.00%
Write-in	0	0.00%
Total	10	100.00%
Overvotes	0	
Undervotes	2	



**Canvassing Board Meeting
for the
November 5, 2019 General Election**

Date: November 22, 2019

Meeting began: 10:00 am

In attendance: Debbie Adelstein, County Auditor (Canvassing Board Member)
Royce Buckingham, Civil Prosecuting Attorney (Canvassing Board Member)
Rud Browne, County Council Member (Canvassing Board Member)
Anna Webb, Prosecutor's Office
Diana Bradrick, Chief Deputy Auditor
Amy Grasher, Auditor Staff
Jessie Smiley, Auditor Staff
Observers: Judy Criscuola (R), Robine Page (D)

Debbie Adelstein called the meeting to order at 10:05 am and declared the purpose of the meeting was to review and make a determination on challenged ballots presented to the Canvassing Board.

Amy Grasher presented the following ballots:

1. Thirty-nine (39) ballots that were returned without a declaration ballot return envelope. The Canvassing Board's determination: reject all ten ballots. Royce Buckingham made a motion to reject the 39 ballots; the motion passed unanimously. (See Exhibit A)
2. Two (2) ballots that were returned in one envelope with only one signature (one ballot blank, one ballot voted). Rud Browne made a motion to count the voted ballot; the motion passed unanimously. (See Exhibit A)
3. Eight (8) ballots from Opening Board, one (1) a Primary Election ballot and seven (7) with voter intent issues. The Board reviewed all eight ballots and made determinations as detailed in Exhibits A and B. Debbie Adelstein made a motion to reject the Primary Election ballot and count the other seven as determined in the review; the motion passed unanimously (See Exhibits A and B)
4. Twenty-one (21) voter signature challenge letters where the signature did not match the signature on the declaration ballot return envelope. All 21 were rejected. The attached Alpha List of Letter No Match Voters reflects the Board's determination. Royce Buckingham made a motion to reject the 21 ballots; the motion passed unanimously. (See Exhibit C)
5. 243 ballot envelopes with questionable signature matches. Of the 243 ballot envelopes presented, 4 were accepted and 239 were rejected. The attached Alpha List of Challenged Voters (Signature No Match) reflects the Board's determination of the accepted ballots. Rud

made a motion to count the accepted ballots and to reject the ballots rejected; the motion passed unanimously. (See Exhibit D)

Rud made a motion to count the ballots accepted by the Board; the motion passed unanimously.

Royce made a motion that any challenged ballot envelopes cured by 4:30 pm on Monday, November 25, be accepted and counted. The motion passed unanimously.

Debbie announced that the final Canvassing Board meeting to certify the November 5, 2019 General Election will be Tuesday, November 26, 2019, at 10:00 am.


Diana announced that the vote tally as it currently stood called for a recount in two races. If the numbers don't change, Canvassing Board will be asked for a motion to call for a recount following certification at the next Canvassing Board meeting.

Meeting adjourned at 11:15


Minutes Approved By:


Debbie Adelstein, County Auditor

11/26/19
Date

 45698
on behalf of Royce Buckingham
Royce Buckingham, Civil Prosecuting Attorney

11/26/19
Date


Rud Browne, County Council Member

26/NOV/2019
Date

Exhibit A

Canvass Board Review for November 5 GENERAL 2019					
1	39 ballots returned without a return envelope	Approve	Reject		
2	Two ballots returned with only one signature (one ballot blank, one ballot voted)	Count VOTED ballot	Count BLANK ballot		Other:
3	Ballots from Opening Board:				
VBM-139+10003	Primary Election ballot returned	Accept	Reject		Other:
VBM-182+10005	Messy Marks: Referendum 88	Approve	Reject	uv	Other:
	Messy Marks: Advisory 21	Repealed	Maintained	uv	Other:
VBM-217+10149	Initiative 976	Vote for YES	Vote for NO		Overvote

Exhibit B

VBM-243+10239	County Council At-Large	Vote for David	Vote for Write-In	Overvote	Other:
VBM-318+10003	Missing Precinct	Dupe to Precinct 508			Other:
VBM-321+10115	City of Lynden Council Pos 2	Vote for Ronald	Vote for Darren	Overvote	Other:
VBM-593+10045	Initiative 976	Vote for YES	Vote for NO	Overvote	Other:
VBM-786+10003	Messy Marks: Initiative 976	Vote for YES	Vote for NO	Overvote	Other:
	Messy Marks: Resolution 8200	Approved	Rejected	Overvote	Other:
	Messy Marks: Port of Bellingham	Vote for Anthony	Vote for Robert	Overvote	Other:

Under 20 UV
24 UV
25 UV

BSD503 DIS2 UV
DIS4 UV
BBWS UV







4	21	Challenge Letters Returned that Don't Match Signature on Declaration Envelope:		See Report		
5	243	Ballots with Questionable Signature Matches:		See Report		









Whatcom County, Washington, November 5 2019 General, Nov 05, 2019



Card Images

Thumbnail Size:

1 to 8 of 8

Side 1 Image	Side 2 Image	Scan Time	Unreadable Reason(s)	Resolution Status	Precinct Style Name	Style ID	Card ID
x VBM-139+10003.jpg 	VBM-139+10004.jpg 	2019-10-24 13:09:13	Side 1: Wrong number of RIGHT timing marks (38 at most, expected 41)	Resolved as non-ballot			VBM-139+10003
			<i>primary</i>	<i>count not count</i>			
x VBM-182+10005.jpg 	VBM-182+10006.jpg 	2019-10-28 11:49:25	Side 1: Possible tear in BOTTOM code channel	Resolved as non-ballot	265 -1	85	VBM-182+10005
			<i>messy marks</i>	<i>Ref 88? Ad. 21?</i>			
x VBM-217+10149.jpg 	VBM-217+10150.jpg 	2019-10-28 13:55:23		Resolved as non-ballot	211 -2	81	VBM-217+10149
			<i>As I 976</i>	<i>vote Yes vote No 0V</i>			

Side 1 Image	Side 2 Image	Scan Time	Unreadable Reason(s)	Resolution Status	Precinct Style Name	Style ID	Card ID
 <p>VBM- x 243+10239.jpg</p>	 <p>VBM- 243+10240.jpg</p>	2019-10-29 16:08:18		Resolved as non-ballot	302 -1	86	VBM-243+10239
			CC@Large -	vote David	vote WI		OV
 <p>VBM- x 318+10003.jpg</p>	 <p>VBM- 318+10004.jpg</p>	2019-11-01 15:11:22	Side 1: Wrong number of RIGHT timing marks (50 at most, expected 49) Side 2: Wrong number of RIGHT timing marks (51 at most, expected 49)	Resolved as non-ballot			VBM-318+10003
				? precinct			
 <p>VBM- x 321+10115.jpg</p>	 <p>VBM- 321+10116.jpg</p>	2019-11-04 13:42:35		Resolved as non-ballot	610 -1	91	VBM-321+10115
			Lynden Council P2.	vote Ronald	vote Darren		OV UV
 <p>VBM- x 593+10045.jpg</p>	 <p>VBM- 593+10046.jpg</p>	2019-11-06 09:22:55		Resolved as non-ballot	214 -1	81	VBM-593+10045
			I 976	vote YES	vote NO		OV UV

Side 1 Image	Side 2 Image	Scan Time	Unreadable Reason(s)	Resolution Status	Precinct Style Name	Style ID	Card ID
		2019-11-07 16:08:26	Side 1: Possible tear in BOTTOM code channel	Resolved as non-ballot			VBM-786+10003

I 976 - Yes / No / ov / uv
 8200 - App / Reg / ov / uv
 Port Anth / Robert / ov / uv

Letter no match

Exhibit C

	First Name	Last Name	Approved?
1	DAVID	ALEX	
2	MICHAEL	BROWN	
3	TERESA	CALL	
4	TYLER	GOWEY	
5	MATTHEW	HANSON	
6	CASEY	HEINLE	
7	RANDALL	JULIAN	
8	SURINDER	KAUR	
9	DYLAN	KILMER	
10	KAL	KINGSBERRY	
11	DILRAJ	MOORE	
12	DARRIUS	PAYTON	
13	ROBIN	ROSS	
14	MARY	SIMS	
15	KUNDAN	SINGH	
16	MADLINE	SMITH	
17	MARGARET	SNIDER	
18	GARY	TREMBLAY	
19	HOLLY	TURRI	
20	JAMES	TURRI	
21	HEATHER	WALT	

none Accepted

Signature No Match

Exhibit D

4
Approved
11-22 by
CB Review

	First Name	Last Name	Approved?
1	BABAK	ABEDSAIDI	
2	MIRANDA	ACKERSON	
3	BOOTS	AGUILAR	
4	MICHAEL	AIKEN	
5	MAKELA	ALEM	
6	JERRET	ANDERSON	
7	SIMRANJEET	AULAKH	
8	DAVID	BALL	
9	HAYLEY	BANNISTER	
10	BRENNAN	BARCOMB	
11	SANDEEP	BASSI	
12	KAITLIN	BEARDWOOD	
13	SANDRA	BEUS	
14	BALDISH	BHANGAV	
15	JAGBIR	BHANGAV	
16	GRACE	BILLS	
17	JAMES	BISHOP	
18	CARSON	BODE	
19	WILLIAM	BOXX	
20	CELIA	BRADLEY	
21	ELIZABETH	BRAGG	
22	AMANDA	BRANCO	
23	CLAYTON	BRANNEN	
24	JOSHUA	BREMMERER	
25	EMMA	BRICENO	
26	ARMANDO	BRIONEZ	
27	ERIK	BRUNER	
28	CONAL	BUCKLEY	
29	KENDRA	BUDD	
30	CLIFFORD	BURTLEY	
31	JOSEPH	BUTORAC	

	First Name	Last Name	Approved?
32	JUSTIN	CAMPBELL	
33	BRIAN	CARLSON	
34	AMELIA	CARR	
35	HAILEY	CHURCH	
36	CHARLES	CLARK	
37	KYLE	CLEMENSON	
38	SHYLEE	CLONINGER	
39	BRIGITTE	COAN	
40	J	COLEMAN	
41	SARAH	CORNWELL	
42	WILLA	CRANK	
43	JORDAN	CRISTELLI	
44	LEVI	DAHLBERG	
45	CONNER	DARLINGTON	
46	JASON	DAWKINS	
47	JACOB	DECOOK	
48	MATTHEW	DEMING	
49	PEYTON	DEPAUW	
50	SONYJA	DETILIERE	
51	DYLAN	DHALIWAL	
52	BRANDON	DHILLON	
53	SANTANA	DICKERSON	
54	JANELL	DIRKSEN	Approved
55	KATELYN	DOGGETT	
56	CANDICE	DORSTEN	
57	DAKOTA	DRAKE	
58	PRESTON	DUFFIELD	
59	HAROLD	DUNCAN	
60	RYAN	EBBESEN	
61	BRITT	EGBERS	
62	CONNOR	ELLIS	

	First Name	Last Name	Approved?
63	PAUL	ENGEL	
64	CHEYENNE	FAULKS	
65	ROBERT	FAULKS	
66	JULIE	FEENSTRA	Accepted
67	HALLEY	FISHER	
68	DANIEL	FLYNN	
69	CALEB	FORBES	
70	SKYLAR	FRAKER	
71	GALIL	GAILSON	
72	MEGAN	GALLATIN	
73	JORDAN	GALLOWAY	
74	BENJAMIN	GARBACZ	
75	NICHOLAS	GARDNER	
76	CHRISTOPHER	GEMIN	
77	ALEXANDER	GOMES	
78	SARA	GREIDANUS	
79	AMANDA	GRELOCK	
80	MENISSA	GREWAL	
81	BRENT	GWINNER	
82	JODI	HAGGEN	
83	REBECCA	HAMM	
84	KATELYNN	HAWORTH	
85	KENDRA	HAYES	
86	GORDON	HAYES	
87	JESS	HIATT	
88	MITCHELL	HIERS	
89	CHASE	HILDEN	
90	BRADY	HILSMAN	
91	GRACE	HIMANGO	
92	AIDAN	HOLLISTER	
93	STEVEN	HOLT	

	First Name	Last Name	Approved?
94	HAYLEY	HORNE	
95	MAXINE	INFIEL	
96	JOHN	INGLIS	
97	CAROL	IVERSON	
98	DUNCAN	JAMES	
99	MICHAEL	JEFFCOAT	
100	LYNETTE	JEFFERSON	
101	DANIEL	JEFFREY	
102	ABIGAIL	JOHNSON	
103	NATHAN	JOHNSON	
104	BETTY	JOHNSON	
105	BRYNNE	JOHNSON	
106	GAVIN	KAEPERNICK	
107	RAJVEER	KAUR	
108	MELISSA	KAYLOR	
109	CHRISTOPHER	KILLMER	
110	SCOTT	KIMBROUGH	
111	BLAKE	KINNEAR	
112	SAMUEL	KORNELIS	
113	JOHN	KRONEWITTER	
114	EMMA	LALLAS	
115	TANESHA	LANE	
116	PATRICIA	LARSEN	
117	NAAMAN	LARSON	
118	ELIZABETH	LAUREAU	
119	ELIZABETH	LAUREAU	
120	BETHANY	LEN	
121	GRACE	LEONARD	
122	PATRICK	LOGAN	
123	MASON	LOK	
124	HUNTER	LONG	

	First Name	Last Name	Approved?
125	KAYLIN	LONGNECKER	
126	SARAH	LUNA	
127	JONATHAN	MANERING-BASHAW	
128	ROSALIO	MATA-RODRIGUEZ	
129	MASON	MAY	
130	DOMINICK	MAY-DOUGLASS	
131	DARIN	MAYVILLE	
132	DORIEN	MCABEE	
133	IAN	MCCURDY	Accepted
134	CANJARRI	MCKINLEY	
135	LILA	MCLELLAN	
136	TIMOTHY	MELIA	
137	KEVIN	MEYER	
138	RICHARD	MIDDAUGH	
139	EVAN	MIKSOVSKY	
140	JOSHUA	MILLER	
141	BRENDEN	MILLIKAN	
142	ELEANOR	MONROE	
143	MANUEL	MORENO	
144	JUSTIN	MORGAN	
145	MCKAI	MORGAN	
146	SEAN	MORRIS	
147	MAKANI	MOSES	
148	SUMMER	MUNDAY	
149	CHLOE	MUNKELIEN	
150	MACKENZIE	MYHR	
151	KANDY	NAYLOR	
152	SOFIA	NEROS	
153	TAM	NGUYEN-STEELE	
154	MIKKA	OLIVETO	
155	BLAKE	OWENS	

	First Name	Last Name	Approved?
156	KULDIP	PANNU	
157	DENISE	PAQUETTE	
158	JESSICA	PAREDES STRONG	
159	ELIZABETH	PARK	
160	GURSHARN	PARMAR	
161	ALLISON	PASQUIER	
162	GURSAHIB	PATARA	
163	OLIVIA	PEDERSON	
164	BRENDEN	PELKIE	
165	DAVID	PERRY	
166	BRANDON	PETERSEN	
167	DAWSON	PHILLIPS	
168	DERRICK	PINETTI	
169	CHRISTINA	PREKASKI	
170	MYKELA	PUCKERING	
171	TAYLOR	REID	
172	JADE	REIMER	
173	MIKEL	REINKE	
174	JOSE	REYNA-CORTES	
175	ZACHARY	ROBERTSON	
176	OLIVIA	ROBLE	Accepted
177	DIANA	RONNING	
178	JENNIFER	ROTHNIE	
179	BRIAN	ROWE	
180	ANDREW	ROY	
181	ERIC	RUST	
182	ELYSE	RYLANDER	
183	ALEXANDER	SANDELL	
184	COURTNEY	SCHOULTZ	
185	DENNY	SCHUSSMAN	
186	SHAWN	SERDAHL	

	First Name	Last Name	Approved?
187	JOSHUA	SETTEM	
188	WILLIAM	SEYMOUR	
189	TERRY	SHARP	
190	EVELYN	SHEVCHENKO	
191	PARVINDAR	SINGH	
192	BALWANT	SINGH	
193	TABATHA	SISCO	
194	ANNE	SKELTON	
195	LUCAS	SMIT	
196	BRIAN	SNOOK	
197	KARINA	SNYDER	
198	JON	SPYKSMA	
199	AMY	SQUIRES	
200	CHRISTINA	STEALY	
201	MONICA	STENEVICH	
202	JEFFREY	STRAND	
203	CHARLES	SULLIVAN	
204	JOHN	SWANKE	
205	RACHEL	SWANSON	
206	JADE	SWINFORD	
207	PHILLIP	TAGEANT	
208	KELLI	TARABOCHIA	
209	PATRICK	TAYLOR	
210	LOUISE	THOMAS	
211	KANWAR	TOOR	
212	DANIEL	TRAINA	
213	BAO	TRAN	
214	INDRA	TRUJILLO	
215	AMANDA	VALLO	
216	ERIK	VANDERVELDEN	
217	LEAH	VANMIDDENDORP	

	First Name	Last Name	Approved?
218	ASHLEY	VANWINGERDEN	
219	DAVID	VAUGHAN	
220	GIUSEPPE	VAZQUEZ	
221	MARISSA	WAGNER	
222	WILLIAM	WATTERSON	
223	MADELYNN	WEATHERS	
224	DUKE	WELKER	
225	ANDREW	WERNER	
226	WHITNEY	WHITE	
227	DERIK	WHITE	
228	LAURA	WICKMAN	
229	ANDREW	WILEY	
230	GRACE	WILKOWSKI	
231	DAN	WILLIAMS	
232	LUCRETIA	WILLIAMS	
233	ABIGAIL	WILSON	
234	ORION	WINTER	
235	ROBERTA	WOLVEN	
236	BROOKE	WOODS	
237	DANIEL	WUTZKE	
238	CHRISTOPHER	YODER	
239	KAILEY	ZAPIEN	
240	DAVID	ZHANG	
241	ZI	ZHANG	
242	AVERY	ZIMMER	
243	CARLA	ZYLSTRA	



**Canvassing Board Meeting
Certification of the November 5, 2019 General Election**

Date: November 26, 2019

In attendance: Debbie Adelstein, Auditor (Canvassing Board Member)
George Roche, Civil Prosecuting Attorney (Canvassing Board Member)
Rud Brown, County Council Member (Canvassing Board Member)
Diana Bradrick, Chief Deputy Auditor
Amy Grasher, Election Supervisor
Jessie Smiley, Election Coordinator

Diana Bradrick called the meeting to order at 10:05 am and declared the purpose of the meeting was to certify the November 5 General Election.

Rud Browne gave the Oath of Auditor to Debbie Adelstein; Debbie signed the oath, and Rud and George Roche signed as witnesses.

Amy Grasher presented and reviewed the Ballot Return Statistics. She mentioned that this is a new report available off of the new state voter registration system (VoteWA). She pointed out the Address Confidentiality Program statistics that are not tracked in the VoteWA system. She also pointed out the 689 challenged ballots, explaining that this number included all of the challenge reasons including ballots that were returned too late. Amy also reviewed the Reconciliation Report. Rud Browne made a motion to accept the Reconciliation Report. All voted in favor. Rud made a motion to reject the challenged ballots. All voted in favor.

Amy then presented the Statement of Votes Cast and the Precinct Abstract report that contained detailed information regarding votes cast in each precinct. Debbie pointed out that two of the races City of Ferndale Council Position 4 and City of Sumas Council Position 3 were within the range requiring a recount. Diana stated that once the election was certified the Board would be asked to pass a motion to call for a recount. Discussion: Rud asked about the write-in votes related to the two close races. Amy and Jessie showed the Board the write-ins for those two races using the Clear Ballot software. Rud also asked to see the Executive race and those were presented as well. Rud made a motion to accept the precinct report and certify the election. All voted in favor.

Debbie, George, and Rud signed the certification of the November 5, 2019 General Election.

Diana then asked for a motion directing the Election Staff to run the recount for the two positions starting Monday December 2 at 8:30 a.m. Rud made the motion calling for the recount and all voted in favor. Diana then set the next Canvassing Board meeting for Wednesday, December 4 at 3:00 in order to certify the results of the recount.


The meeting adjourned at 10:30 am.

Minutes Approved by:



Debbie Adelstein, County Auditor

11/27/19
Date



George Roche, Civil Deputy Prosecuting Attorney

12/3/19
Date



Rud Browne, County Council Member

12/9/2019
Date



**Canvassing Board Meeting
Certification of the Recount City of Ferndale Council Position 4 and City of Sumas
Council Position 3 Recounts
for the November 5, 2019 General Election**

Date: December 4, 2019

Meeting began: 3:00 p.m.

In attendance:

Royce Buckingham, Civil Prosecuting Attorney (Canvassing Board Member)
Rud Browne, County Council Chair (Canvassing Board Member)
Diana Bradrick, Chief Deputy Auditor (Canvassing Board Member for Debbie Adelstein)
Jessie Smiley, Auditor Staff

Observers: J. Riley Sweeney, Paul Shuey, Jon Matdler, Taya Shuey, Ben Thompson, Brent Lindquist, Tanya Shuey, Justina Taylor, Robert Mittendorf, Judy Mullenix, Pat Taylor, Teery Taylor, Coleen Ryan, Maureen Kinley, James Julin, Davie Webster, Deborah Morgan, Todd Daniels, Candia Wilson; Nicolle Armstrong; Daniel Broker-Bulling; Stacy Henthorn

Diana Bradrick called the meeting to order at 3:00 pm and declared the purpose of the meeting was to certify the recount of the City of Ferndale Council Position 4 and City of Sumas Council Position 3 races in the November 5, 2019 General Election.

Rud Browne gave the Oath of Auditor to Diana Bradrick; Diana signed the oath, and Rud and Royce Buckingham signed as witnesses.

Diana Bradrick reviewed the summary reports for the Sumas race indicating that there were no changes from the original election certification, and that the race for Council Position 3 remained tied.

Diana then explained that for the Ferndale race, an additional ballot was found for Precinct 504. An audit of the group had found there were 120 return envelopes for the group, but the ballot scanner only read 119 ballots, so one of the votes did not get tallied. The extra vote was for Teresa Taylor resulting in a tied race for the Ferndale Council Position 4 race. Royce asked for an explanation of the ballot count procedure – how many times were the ballots counted. Diana explained that a team of two sorted the ballots in the group and then counted them. A third person then compared the hand tallies from each team member. The team tallies matched, but when compared to the system tally, they did not match the machine. The team repeated their steps and came up with the same result. The group was then handed off to a second team who repeated the same steps. Their individual tallies matched those of the first team, and did not match the machine tally. At that point, Diana asked them to count

again, and they got the same results. When Diana looked at the hand tallies compared to the machine tally she realized there was one more vote. She asked the team to count the total number of ballots for the race, and the team counted 56 ballots instead of the 55 reported by the system. She then asked them to count the entire batch, and they counted 120 ballots instead of the 119 that were scanned into the system. Royce and Rud stated that they were satisfied with the count particularly given that there were 120 envelopes and should have been 120 ballots.

Royce made a motion to accept the reports presented and certify the results of the recount; the motion passed unanimously.

With both races tied, it was then determined that a coin toss would be necessary to call the winner in each race. The first step was to randomly draw either Heads or Tails from a bag. The side drawn would be applied to the first person on the ballot, with the second person getting the other side. Then a coin would be tossed, and heads or tails would be applied to the candidate names. Those steps would be taken for each race.

For the Ferndale race: Rud pulled heads out of the bag resulting in Paul Shuey getting heads, and Teresa Taylor getting tails. Royce then tossed the coin and it came up heads. Paul Shuey was declared the winner of the race.

For the Sumas race: Royce pulled tails out of the bag resulting in Todd Daniels getting heads, and Deborah Morgan getting tails. Rud then tossed the coin and it came up tails. Deborah Morgan was declared the winner of the race.

Rud congratulated all of the candidates stating they all obviously had a lot to offer their communities and encouraging them to run again.

The meeting adjourned at 3:15 pm.

Minutes Approved by:



Diana Bradrick, Chief Deputy Auditor

12/9/19
Date



Royce Buckingham, Civil Deputy Prosecuting Attorney

12-9-19
Date



Rud Browne, County Council Chair

9/12/2019
Date