

# HOMELESSNESS IN WHATCOM COUNTY

2024 Update



In previous years, the Point in Time Count (PITC) has been the primary statistic used to estimate the number of homeless individuals in the county. However, other data sources are more accurately able to represent the state of homelessness in Whatcom County. This year's report relies on various data sources to measure and assess homelessness. While the PITC is valuable for its consistent methodology, it is acknowledged that it is an undercount and not a full representation of the homeless population due to voluntary participation. Other sources, like the Coordinated Entry Housing Pool, Homeless Information Management System, and Office of Superintendent of Public Instruction, provide additional insights. Different definitions of homelessness are used depending on the data source, with HUD's definition being the most commonly applied for federal and state programs.

## Households in the Housing Pool



**46 Young Adult Households**  
(Age 18-24) This was a 10% increase from 2023.



**90 Senior Households**  
(Age 60 and up) This was a 20% decrease from 2023.



**184 Families with Children**  
This was a 9% decrease from January 2023.



**464 Single Adults**  
This was a 3% decrease from January 2023.

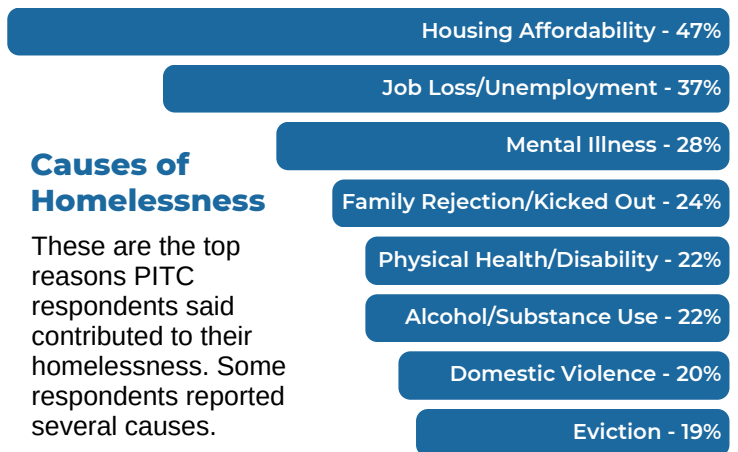
## 972 Students



**4% of all Pre-K to Grade 12 students** in Whatcom County met the definition of homelessness under the McKinney Vento Act during the 2022-2023 school year

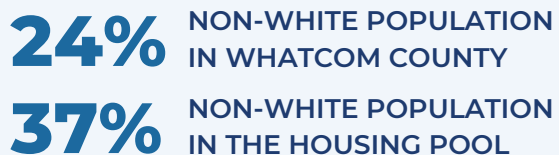
## Affordable Housing

- 1,365 households (2,397 individuals) received new or ongoing permanent and transitional housing support from Whatcom County's Coordinated Entry housing partners
- One third of all households in Whatcom County are cost-burdened, meaning that they pay more than 30% or more of their income on housing costs.
- More than half of renters allocate 30% or more of their income towards rent.
- Over the two years of 2023 and 2024, it is expected that 50 new units of affordable housing will be developed and reserved for households exiting homelessness.



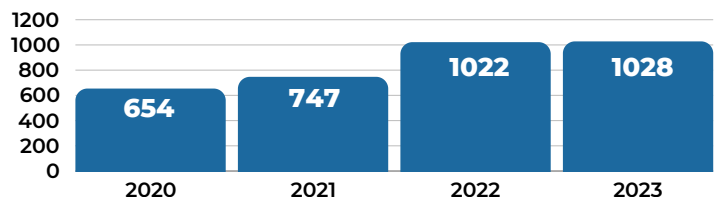
## Race & Ethnicity

Homelessness continues to have a disproportionate impact on communities of color.



## Households Seeking Assistance

In 2023, 1028 households applied for housing assistance through the Coordinated Entry System, more than any other year.



FOR THE FULL DATA SET, VISIT: [WHATCOMCOUNTY.US/HOMELESS2024](https://WHATCOMCOUNTY.US/HOMELESS2024)